

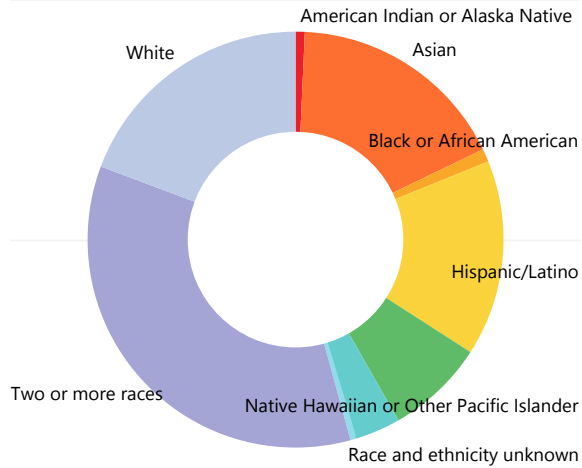


2020-21 Fast Facts

University of Hawaii at Hilo

3,243
FA21 Total

IPEDS Race



Newcomers	Count	Pct
First-Time Freshmen	463	14.28%
Transfer	382	11.78%
First-Time	245	7.55%
Returning	99	3.05%

FT-PT Status	Count	Pct
Full-Time	2,283	70.40%
Part-Time	960	29.60%

Geographic Location	Count	Pct
Big Island	1,615	49.80%
Outside HI State	928	28.62%
Oahu	474	14.62%
Maui County	143	4.41%
Kauai	83	2.56%

Gender	Count	Pct
Female	2,084	64.26%
Male	1,120	34.54%
No Data	39	1.20%

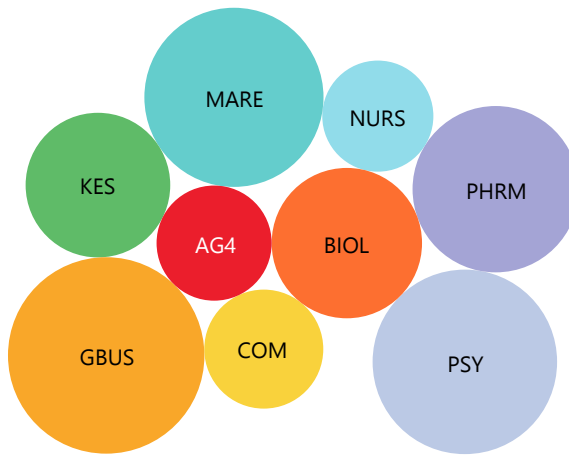
Hawaiian Ancestry/Race	Count	Pct
Yes	1,093	33.70%

1st Generation Student	Count	Pct
Yes	576	17.76%

Resident Tuition	PCH	FT
	Undergraduate	\$306
Graduate	\$489	\$5,868
Graduate Nursing	\$797	\$9,564
Pharmacy	\$1,004	\$12,048

Non-Resident Tuition	PCH	FT
	Undergraduate	\$846
Graduate	\$1,107	\$13,284
Graduate Nursing	\$1,574	\$18,888
Pharmacy	\$1,710	\$20,520

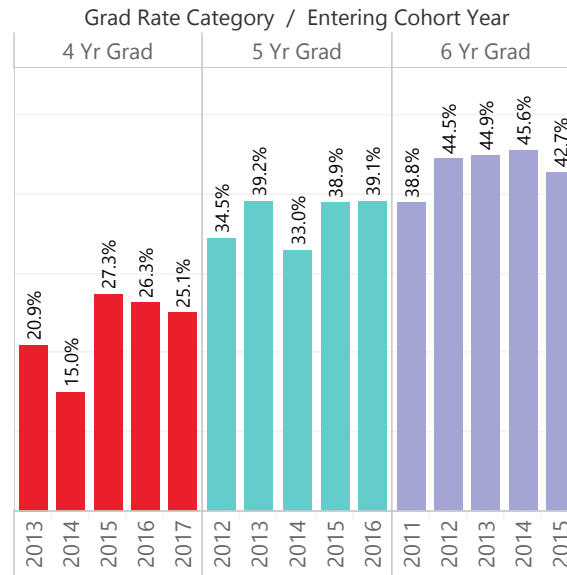
Top 10 Majors



First-Time, Full-Time Freshmen 1 Yr Retention Rate

Entering Cohort Year				
2016	2017	2018	2019	2020
68.2%	66.0%	72.7%	71.2%	71.3%

First-Time, Full-Time Freshmen Graduation Rates



Freshmen Completing 30+ Credit Hours within 1st Academic Year

Entering Cohort Year				
2016	2017	2018	2019	2020
45.7%	46.2%	51.8%	41.0%	46.5%

Freshmen Completing College Level English & Math within 1st Academic Year

Entering Cohort Year				
2016	2017	2018	2019	2020
62.5%	59.1%	68.0%	69.5%	64.9%