

Statement for 2.10

WASC Graduation Dashboard: Unit Redemption Rate (URR) & Absolute Graduation Rate (AGR)

The [WASCUC Graduation Rate Dashboard](#) provides additional data to compare UH Hilo’s effectiveness in graduating students to other universities within the WASC region. Figure 1 displays the three primary metrics reported in the dashboard, with UH Hilo’s performance highlighted among all the institutions in the WASC region.

The bottom of the figure shows that UH Hilo’s average six-year graduation rate of 37.9% (from 2009-17) falls below the median of 58% for all institutions (and below the boxplot’s lower hinge of 41%). UH Hilo’s average Unit Redemption Rate (URR) of 75.6% and Absolute Graduation Rate (AGR) of 63.2% also fall slightly below the medians of 81% and 66% for all institutions. Taken together, these metrics indicate that while only 38% of UH Hilo’s full-time, first-time-in-college students graduate within six years, more than 63% eventually go on to earn a degree from UH Hilo, and three out of every four credit hours granted by UH Hilo are “redeemed” for a degree.

Figure 1, WASCUC Graduation Rate Dashboard (2009-2017 data with UH Hilo highlighted)

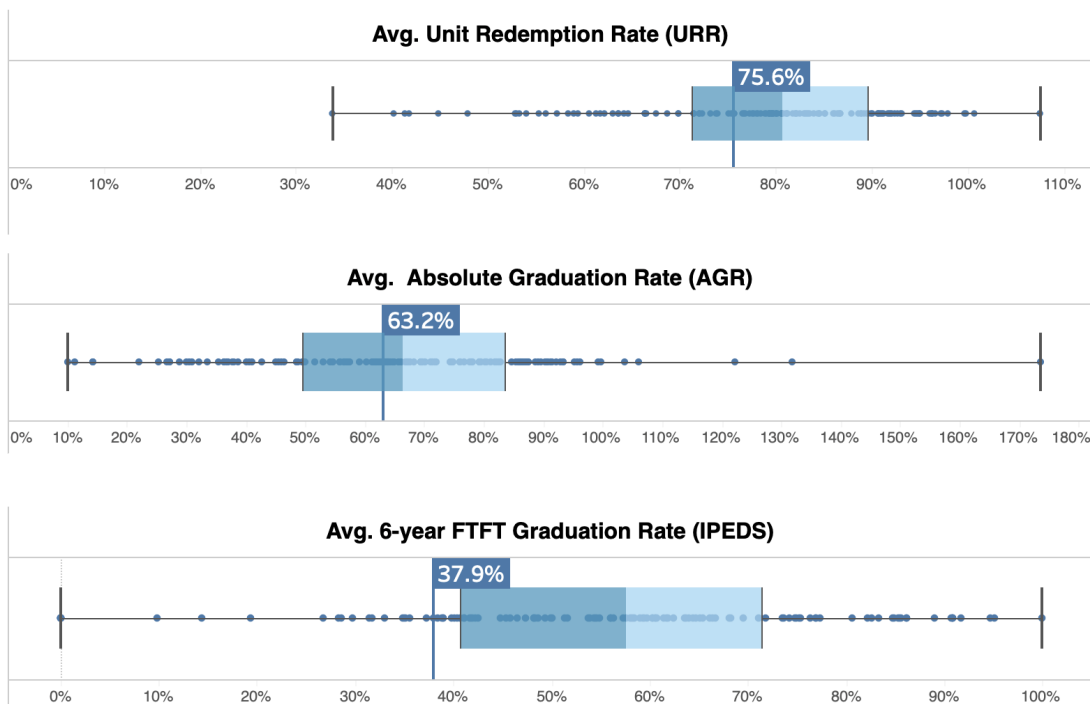


Figure 2 (see next page) compares trends in those three metrics for UH Hilo to similarly sized (enrollment <10,000) public institutions in the WASC region. The figure shows a steady increase in all three metrics (with some of that increase attributable to UH Hilo’s dropping enrollment). The middle section of the figure shows that UH Hilo’s URR slightly outperformed that of the comparison group in 8 of 9 years. The bottom section shows UH Hilo’s AGR was noticeably higher than that of the comparison group in every year until 2017. Taken together, the data indicate UH Hilo’s performance is very similar to other small, public institutions in the WASC region.

Figure 2, Six-Year Graduation Rates for UH Hilo and Public Institutions with Enrollment < 10k

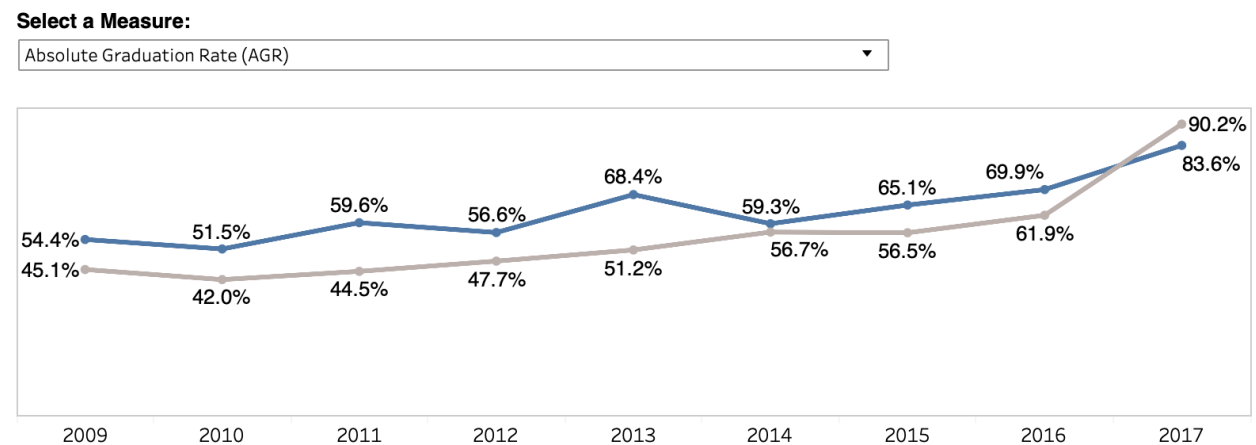
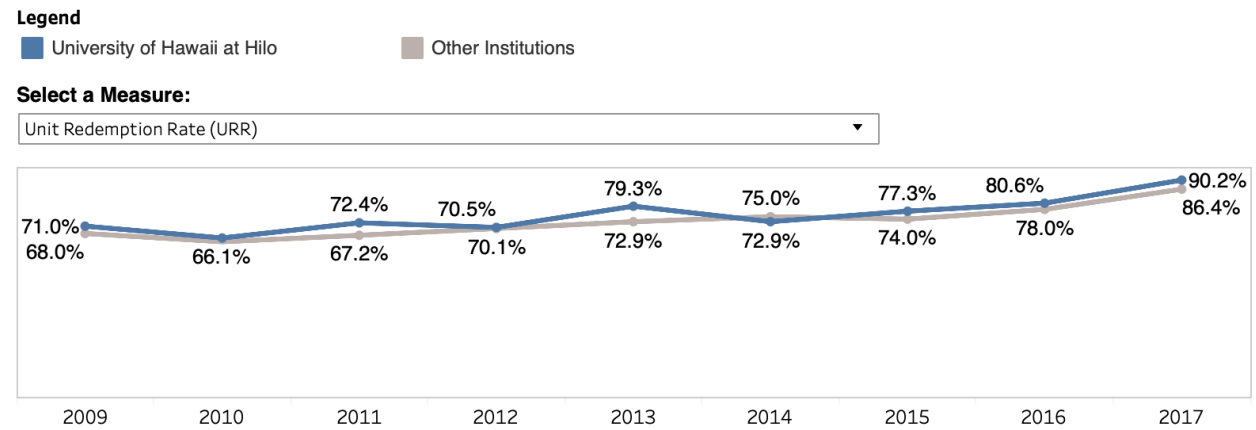
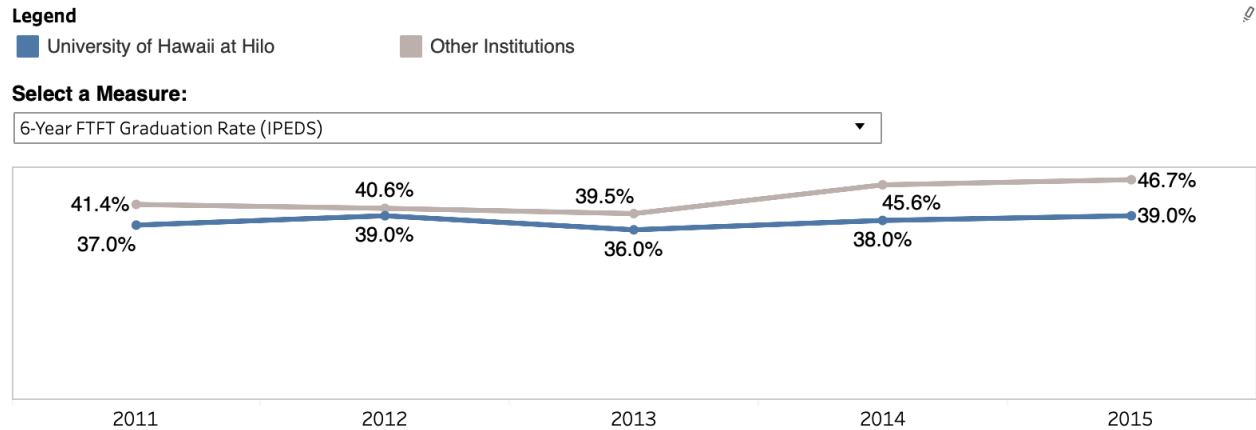
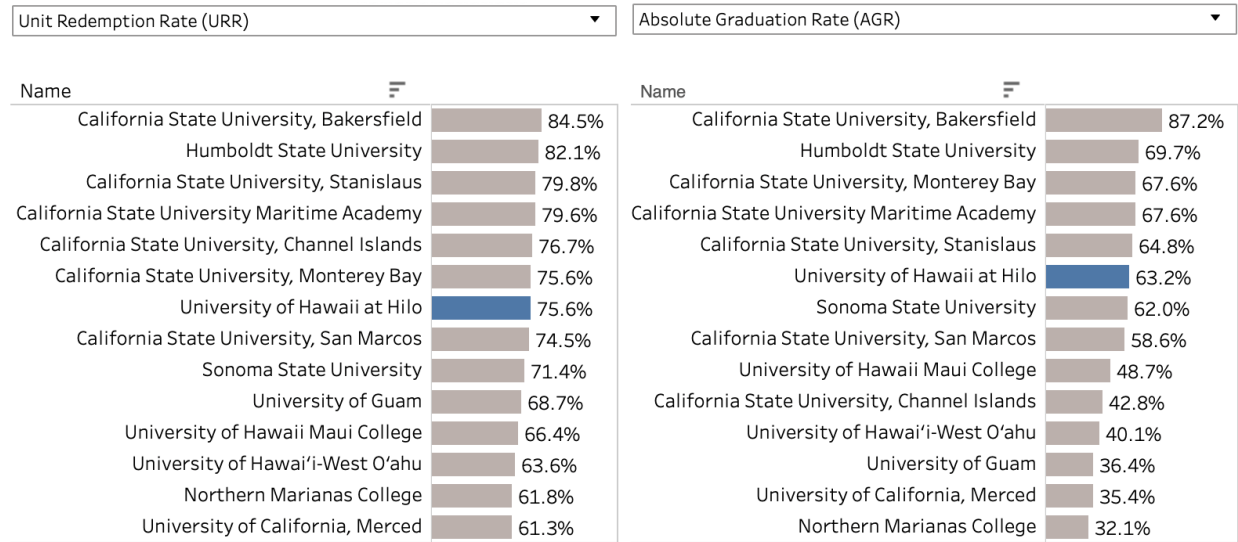


Figure 3 (see next page) shows this comparison in slightly more detail, listing the top-performing public institutions with fewer than 10,000 students. The top part of this figure shows that UH Hilo ranked 7th in URR and 6th in AGR among the 14 institutions across 2009-17. The bottom part of the figure displays the rankings for the most recent year of data. In 2017, UH Hilo improved its performance to rank 4th among these 14 institutions in both URR and AGR.

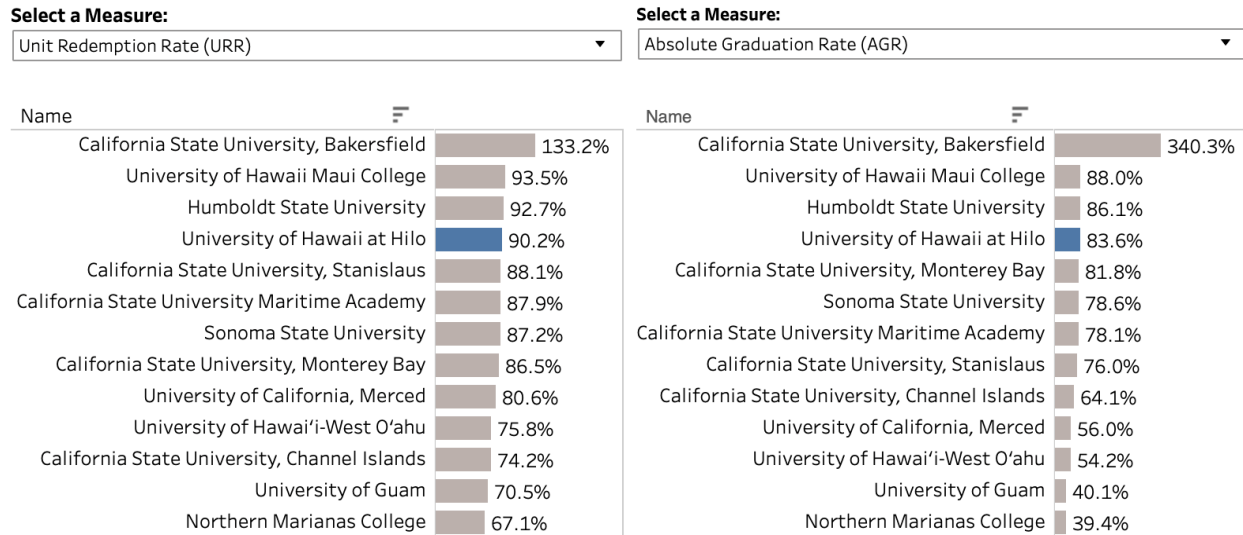
Figure 3, URR and AGR for public institutions with <10,000 students



(above: 2009-17 data)

(below: 2017 data only)

**Legend**    ■ University of Hawaii at Hilo    ■ Other Institutions



Statement prepared by:  
 Bradley "Brad" A. Thiessen, Director of Institutional Research  
 October 2020