

The background features a large, light green watermark of the University of Hawaii seal. The seal is circular and contains a central torch with a flame, set against a background of a globe. Below the torch, the word "MĀLAMALAMA" is written in a stylized font. The outer ring of the seal contains the text "UNIVERSITY OF HAWAII" at the top and "EA O KA 'ĀINA I KA PONO" at the bottom. The year "1907" is also visible at the bottom of the seal.


# **2011 – 2013 BIENNIUM BUDGET UPDATE**

Howard Todo  
VP for Budget and Finance and Chief Financial Officer  
August 30, 2010

# Budget Policy Paper

Approved by the Board in May, the biennial budget policy paper, in accordance with Board of Regents Policy, Section 8-3, guides the preparation of the biennium budget, and includes:

- The environmental context for budget building
- General program, policy and management objectives
- Institutional priorities

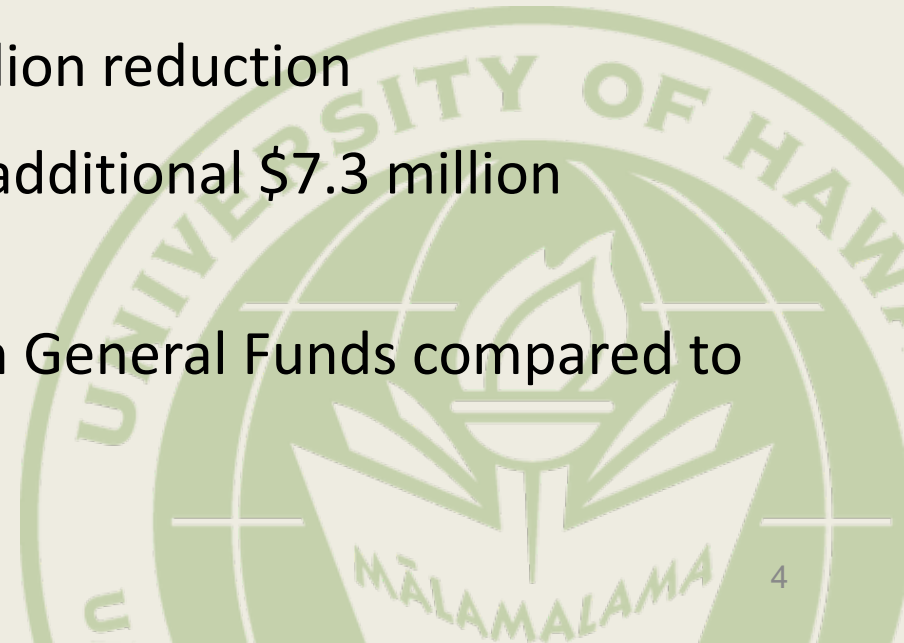


# Environmental Context



# State General Fund Appropriations

- FY 2010
  - State appropriation reduced by \$46 million
  - Governor restricted additional \$52 million
  - 21% decrease to our general funds
- FY 2011
  - Executive Budget -- \$100 million reduction
  - Legislature appropriated an additional \$7.3 million reduction
  - More than a 23% decrease in General Funds compared to FY 2009




# Internal Context

- All-time high in enrollment with 58,000 students, projected to exceed 60,000 in Fall 2010
- Executive, faculty & staff wage cuts (no loss of instructional days)
- Reduction in lecturers and other temporary staff
- Reduction in classes and support services
- Campuses closed during breaks




# Other Factors

- American Recovery and Reinvestment Act (ARRA) Funds end
- Salaries of UHPA members reinstated; other salaries yet to be determined
- Currently in fifth year of a six year schedule of tuition increases; last year of scheduled increases will be the first year of the biennium; subsequent tuition yet to be determined



# Council on Revenues Projections

- May 27, 2010 meeting:
  - Revised upward its forecast for State General Fund tax revenue for FY 2009-10 from a -2.5% decrease to a +4.0% increase
  - Revised upward its forecast for State General Fund tax revenue growth for FY 2010-11 from a 6.0% to a 6.2% increase
- Projections for the first and second year of the biennium:
  - FY 2011-12: 5.8% increase
  - FY 2012-13: 5.7% increase
- Governor may further restrict funds depending upon subsequent Council on Revenues projections



# Program, Policy, and Management Objectives, and Institutional Priorities

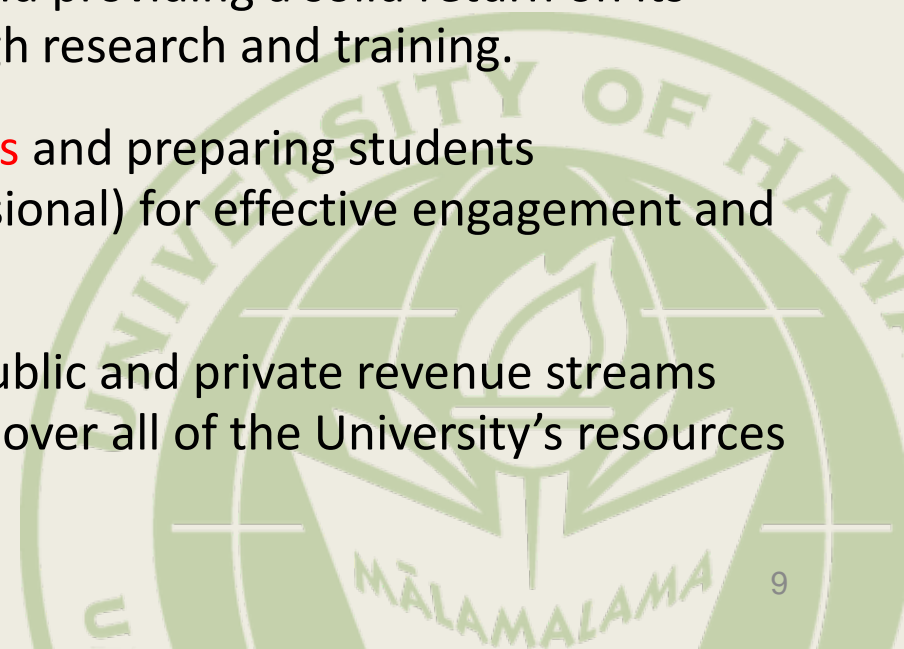
- June 2002, the Board of Regents adopted the University of Hawai'i System Strategic Plan: Entering the University's Second Century, 2002–2010
- In the 2007–08, the University community and public revisited and reaffirmed the strategic plan





# Strategic Outcomes, 2008–2015

- Positioning the University of Hawai‘i as one of the world’s foremost indigenous-serving universities by supporting the **access and success of Native Hawaiians**.
- Increasing the **educational capital** of the state by increasing the participation and completion of students, particularly Native Hawaiians, low-income students, and those from underserved regions.
- **Contributing to the state’s economy** and providing a solid return on its investment in higher education through research and training.
- **Addressing critical workforce shortages** and preparing students (undergraduate, graduate, and professional) for effective engagement and leadership in a global environment.
- Acquiring, allocating, and managing public and private revenue streams and exercising **exemplary stewardship** over all of the University’s resources for a sustainable future.



# Performance Measures

- Ten performance indicators established for five outcomes
- Baseline data established in 2008
- First update provided to the Board of Regents in January 2010
- Based on 2009 outcomes



President Greenwood  
Joint session of the Hawai'i State  
Legislature

**The Hawai'i Graduation Initiative**

*Increases undergraduate, graduate and professional  
degrees and certificates awarded by 25%  
(2008—2015)*




# **Initiative on Workforce Development and Technology Advancement**

*Addresses critical workforce shortages (undergrad, grad & professional); identifies & develops technologies to advance and diversify the state's economy; identifies areas for potential growth*

## **Project Renovate to Innovate**

*Underscores the importance of infrastructure in sustaining the University's reputation for excellence in research and training*



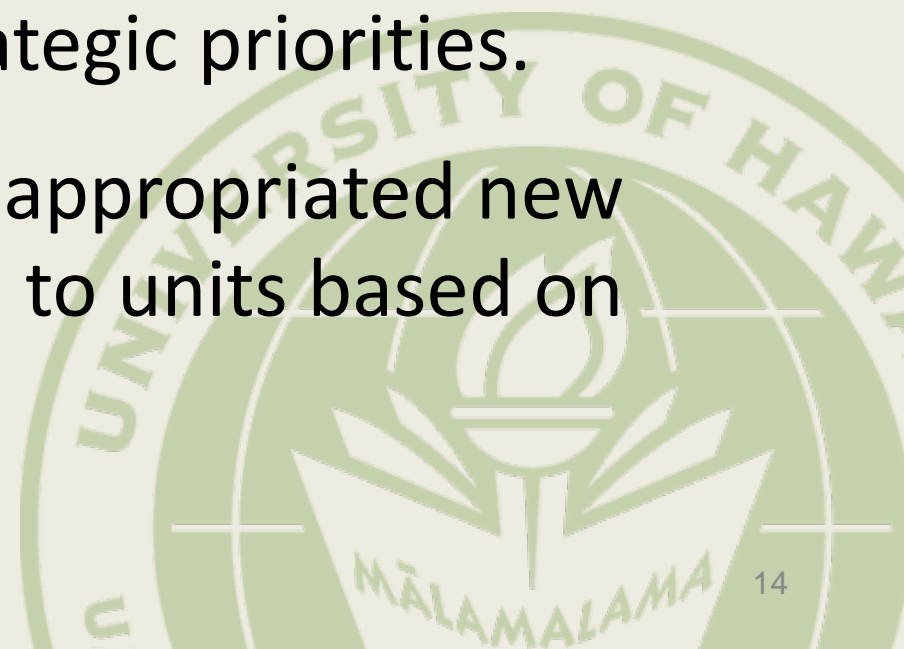
# Biennium Budget Development Strategy

- Develop a realistic budget request that recognizes the financial condition of the State
- Provide concrete plans for strategic growth in which the state can invest



# Three Principles

- Budget priorities grounded in the strategic outcomes, particularly the three initiatives launched by President Greenwood.
- Opportunities will be sought for reallocation and reinvestment in strategic priorities.
- A substantial portion of appropriated new monies will be allocated to units based on performance.



# Operating Fund Request


## Part 1: Hawai'i Graduation Initiative

- Outcome based funding
- Enrollment funding



# Outcome Based Funding

- Increase in number of graduates
- Increase in transfers from 2 to 4 year campuses
- Over Weights for:
  - Native Hawaiian graduates
  - STEM graduates
  - PELL recipients
- Baseline data for transfer and graduation will be AY 2009-10 compared to AY 2010-11





# Enrollment Funding

- Funding for enrollment growth as a momentum indicator
- Baseline data for enrollment will be census data Fall 2009



# Outcome Based Funding Manoa

<b>MANOA</b>		<b>Targets</b>		
<b>Strategic Outcome</b>	<b>Baseline</b>	<b>FY 2012</b>	<b>FY 2013</b>	<b>Weight</b>
Degrees/Certificates	4,576	4,759	4,949	70
Native Hawaiian Undergraduates	248	266	285	5
Native Hawaiian Graduates	126	134	143	5
STEM Undergraduates	535	551	568	5
STEM Graduates	363	374	385	5
Pell Recipients	3,034	3,186	3,345	5
CC Transfers	1,010	1,060	1,113	5
				100
<b>Available Amount</b>		<b>\$6,036,035</b>	<b>\$12,072,070</b>	

Baseline: Strategic Plan target for FY 2010

Targets: Strategic Plan targets for the prior fiscal year

# Outcome Based Funding Manoa

<b>Degrees/Certificates</b>	<b>FY2012</b>	<b>FY2013</b>	<b>Notes</b>
Baseline	4,576	4,576	From Strategic Plan, FY2010
Target	4,759	4,949	From Strategic Plan, prior fiscal year
Actual			From the prior fiscal year
% of Targeted Increase	0.0%	0.0%	Maximum 100%
Weight	70	70	
Score	0	0	

<b>Native Hawaiian Undergrad Over Weights</b>	<b>FY2012</b>	<b>FY2013</b>	<b>Notes</b>
Baseline	248	248	From Strategic Plan, FY2010
Target	266	285	From Strategic Plan, prior fiscal year
Actual			From the prior fiscal year
% of Targeted Increase	0.0%	0.0%	Maximum 100%
Weight	5	5	
Score	0	0	

# Outcome Based Funding Manoa

<b>Native Hawaiian Grad Over Weights</b>	<b>FY2012</b>	<b>FY2013</b>	<b>Notes</b>
Baseline	126	126	From Strategic Plan, FY2010
Target	134	143	From Strategic Plan, prior fiscal year
Actual			From the prior fiscal year
% of Targeted Increase	0.0%	0.0%	Maximum 100%
Weight	5	5	
Score	0	0	

<b>STEM Undergrad Over Weights</b>	<b>FY2012</b>	<b>FY2013</b>	<b>Notes</b>
Baseline	535	535	From Strategic Plan, FY2010
Target	551	568	From Strategic Plan, prior fiscal year
Actual			From the prior fiscal year
% of Targeted Increase	0.0%	0.0%	Maximum 100%
Weight	5	5	
Score	0	0	

# Outcome Based Funding Manoa

<b>STEM Grad Over Weights</b>	<b>FY2012</b>	<b>FY2013</b>	<b>Notes</b>
Baseline	363	363	From Strategic Plan, FY2010
Target	374	385	From Strategic Plan, prior fiscal year
Actual			From the prior fiscal year
% of Targeted Increase	0.0%	0.0%	Maximum 100%
Weight	5	5	
Score	0	0	

<b>Pell Recipient Over Weights</b>	<b>FY2012</b>	<b>FY2013</b>	<b>Notes</b>
Baseline	3,034	3,034	From Strategic Plan, FY2010
Target	3,186	3,345	From Strategic Plan, prior fiscal year
Actual			From the prior fiscal year
% of Targeted Increase	0.0%	0.0%	Maximum 100%
Weight	5	5	
Score	0	0	

# Outcome Based Funding Manoa

<b>CC Transfer Over Weights</b>	<b>FY2012</b>	<b>FY2013</b>	<b>Notes</b>
Baseline	1,010	1,010	From CC Strategic Plan, FY2010
Target	1,060	1,113	From CC Strategic Plan, prior fiscal year
Actual			From the prior fiscal year
% of Targeted Increase	0.0%	0.0%	Maximum 100%
Weight	5	5	
Score	0	0	

<b>Budget Allocation</b>	<b>FY2012</b>	<b>FY2013</b>	<b>Notes</b>
Available Amount	\$6,036,035	\$12,072,070	(amount to be set)
Points	0	0	(total of all points)
<b>Budget Earned</b>	-	-	<b>(points/100 * available)</b>

# Outcome Based Funding Hilo

HILO Strategic Outcome	Targets			Weight
	Baseline	FY 2012	FY 2013	
Degrees/Certificates	628	653	679	60
Native Hawaiian Undergraduates	88	95	102	10
Native Hawaiian Graduates	7	8	9	0
STEM Undergraduates	167	172	177	10
STEM Graduates	6	6	6	0
Pell Recipients	1,330	1,396	1,466	10
CC Transfers	148	155	163	10
				100
Available Amount		\$843,532	\$1,687,063	

Baseline: Strategic Plan target for FY 2010

Targets: Strategic Plan targets for the prior fiscal year

# Outcome Based Funding Hilo

<b>Degrees/Certificates</b>	<b>FY2012</b>	<b>FY2013</b>	<b>Notes</b>
Baseline	628	628	From Strategic Plan, FY2010
Target	653	679	From Strategic Plan, prior fiscal year
Actual			From the prior fiscal year
% of Targeted Increase	0.0%	0.0%	Maximum 100%
Weight	60	60	
Score	0	0	

<b>Native Hawaiian Undergrad Over Weights</b>	<b>FY2012</b>	<b>FY2013</b>	<b>Notes</b>
Baseline	88	88	From Strategic Plan, FY2010
Target	95	102	From Strategic Plan, prior fiscal year
Actual			From the prior fiscal year
% of Targeted Increase	0.0%	0.0%	Maximum 100%
Weight	10	10	
Score	0	0	



# Outcome Based Funding Hilo

<b>Native Hawaiian Grad Over Weights</b>	<b>FY2012</b>	<b>FY2013</b>	<b>Notes</b>
Baseline	7	7	From Strategic Plan, FY2010
Target	8	9	From Strategic Plan, prior fiscal year
Actual			From the prior fiscal year
% of Targeted Increase	0.0%	0.0%	Maximum 100%
Weight	0	0	
Score	0	0	

<b>STEM Undergrad Over Weights</b>	<b>FY2012</b>	<b>FY2013</b>	<b>Notes</b>
Baseline	167	167	From Strategic Plan, FY2010
Target	172	177	From Strategic Plan, prior fiscal year
Actual			From the prior fiscal year
% of Targeted Increase	0.0%	0.0%	Maximum 100%
Weight	10	10	
Score	0	0	

# Outcome Based Funding Hilo

<b>STEM Grad Over Weights</b>	<b>FY2012</b>	<b>FY2013</b>	<b>Notes</b>
Baseline	6	6	From Strategic Plan, FY2010
Target	6	6	From Strategic Plan, prior fiscal year
Actual			From the prior fiscal year
% of Targeted Increase	0.0%	0.0%	Maximum 100%
Weight	0	0	
Score	0	0	

<b>Pell Recipient Over Weights</b>	<b>FY2012</b>	<b>FY2013</b>	<b>Notes</b>
Baseline	1,330	1,330	From Strategic Plan, FY2010
Target	1,396	1,466	From Strategic Plan, prior fiscal year
Actual			From the prior fiscal year
% of Targeted Increase	0.0%	0.0%	Maximum 100%
Weight	10	10	
Score	0	0	

# Outcome Based Funding Hilo

<b>CC Transfer Over Weights</b>	<b>FY2012</b>	<b>FY2013</b>	<b>Notes</b>
Baseline	148	148	From CC Strategic Plan, FY2010
Target	155	163	From CC Strategic Plan, prior fiscal year
Actual			From the prior fiscal year
% of Targeted Increase	0.0%	0.0%	Maximum 100%
Weight	10	10	
Score	0	0	

<b>Budget Allocation</b>	<b>FY2012</b>	<b>FY2013</b>	<b>Notes</b>
Available Amount	\$843,532	\$1,687,063	(amount to be set)
Points	0	0	(total of all points)
<b>Budget Earned</b>	-	-	<b>(points/100 * available)</b>

# Outcome Based Funding West Oahu

<b>WEST OAHU</b>		<b>Targets</b>		
<b>Strategic Outcome</b>	<b>Baseline</b>	<b>FY 2012</b>	<b>FY 2013</b>	<b>Weight</b>
Degrees/Certificates	230	239	249	65
Native Hawaiian Undergraduates	38	41	44	10
STEM Undergraduates	0	0	0	0
Pell Recipients	246	258	271	5
CC Transfers	265	278	292	20
				100
Available Amount		\$149,575	\$299,150	

Baseline: Strategic Plan target for FY 2010

Targets: Strategic Plan targets for the prior fiscal year

# Outcome Based Funding West Oahu

<b>Degrees/Certificates</b>	<b>FY2012</b>	<b>FY2013</b>	<b>Notes</b>
Baseline	230	230	From Strategic Plan, FY2010
Target	239	249	From Strategic Plan, prior fiscal year
Actual	0	0	From the prior fiscal year
% of Targeted Increase	0.0%	0.0%	Maximum 100%
Weight	65	65	
Score	0	0	

<b>Native Hawaiian Undergrad Over Weights</b>	<b>FY2012</b>	<b>FY2013</b>	<b>Notes</b>
Baseline	38	38	From Strategic Plan, FY2010
Target	41	44	From Strategic Plan, prior fiscal year
Actual			From the prior fiscal year
% of Targeted Increase	0.0%	0.0%	Maximum 100%
Weight	10	10	
Score	0	0	

# Outcome Based Funding West Oahu

<b>STEM Undergrad Over Weights</b>	<b>FY2012</b>	<b>FY2013</b>	<b>Notes</b>
Baseline	0	0	From Strategic Plan, FY2010
Target	0	0	From Strategic Plan, prior fiscal year
Actual			From the prior fiscal year
% of Targeted Increase	0.0%	0.0%	Maximum 100%
Weight	0	0	
Score	0	0	

<b>Pell Recipient Over Weights</b>	<b>FY2012</b>	<b>FY2013</b>	<b>Notes</b>
Baseline	246	246	From Strategic Plan, FY2010
Target	258	271	From Strategic Plan, prior fiscal year
Actual			From the prior fiscal year
% of Targeted Increase	0.0%	0.0%	Maximum 100%
Weight	5	5	
Score	0	0	

# Outcome Based Funding West Oahu

<b>CC Transfer Over Weights</b>	<b>FY2012</b>	<b>FY2013</b>	<b>Notes</b>
Baseline	265	265	From CC Strategic Plan, FY2010
Target	278	292	From CC Strategic Plan, prior fiscal year
Actual			From the prior fiscal year
% of Targeted Increase	0.0%	0.0%	Maximum 100%
Weight	20	20	
Score	0	0	

<b>Budget Allocation</b>	<b>FY2012</b>	<b>FY2013</b>	<b>Notes</b>
Available Amount	\$149,575	\$299,150	(amount to be set)
Points	0	0	(total of all points)
<b>Budget Earned</b>	<b>-</b>	<b>-</b>	<b>(points/100 * available)</b>

# Outcome Based Funding Community Colleges

<b>COMMUNITY COLLEGES</b>		<b>Targets</b>		
<b>Strategic Outcome</b>	<b>Baseline</b>	<b>FY 2012</b>	<b>FY 2013</b>	<b>Weight</b>
Degrees/Certificates	2,878	2,993	3,113	35
Native Hawaiian Undergraduates	482	516	552	10
STEM Undergraduates	663	683	703	5
Pell Recipients	4,559	4,787	5,026	10
CC Transfers	1,423	1,493	1,568	40
				100
Available Amount		\$2,970,858	\$5,941,717	

Baseline: Strategic Plan target for FY 2010

Targets: Strategic Plan targets for the prior fiscal year



# Outcome Based Funding Community Colleges

<b>Degrees/Certificates</b>	<b>FY2012</b>	<b>FY2013</b>	<b>Notes</b>
Baseline	2,878	2,878	From Strategic Plan, FY2010
Target	2,993	3,113	From Strategic Plan, prior fiscal year
Actual	0	0	From the prior fiscal year
% of Targeted Increase	0.0%	0.0%	Maximum 100%
Weight	35	35	
Score	0	0	

<b>Native Hawaiian Undergrad Over Weights</b>	<b>FY2012</b>	<b>FY2013</b>	<b>Notes</b>
Baseline	482	482	From Strategic Plan, FY2010
Target	516	552	From Strategic Plan, prior fiscal year
Actual			From the prior fiscal year
% of Targeted Increase	0.0%	0.0%	Maximum 100%
Weight	10	10	
Score	0	0	

# Outcome Based Funding Community Colleges

<b>STEM Undergrad Over Weights</b>	<b>FY2012</b>	<b>FY2013</b>	<b>Notes</b>
Baseline	663	663	From Strategic Plan, FY2010
Target	683	703	From Strategic Plan, prior fiscal year
Actual			From the prior fiscal year
% of Targeted Increase	0.0%	0.0%	Maximum 100%
Weight	5	5	
Score	0	0	

<b>Pell Recipient Over Weights</b>	<b>FY2012</b>	<b>FY2013</b>	<b>Notes</b>
Baseline	4,559	4,559	From Strategic Plan, FY2010
Target	4,787	5,026	From Strategic Plan, prior fiscal year
Actual			From the prior fiscal year
% of Targeted Increase	0.0%	0.0%	Maximum 100%
Weight	10	10	
Score	0	0	

# Outcome Based Funding Community Colleges

<b>CC Transfer Over Weights</b>	<b>FY2012</b>	<b>FY2013</b>	<b>Notes</b>
Baseline	1,423	1,423	From CC Strategic Plan, FY2010
Target	1,493	1,568	From CC Strategic Plan, prior fiscal year
Actual			From the prior fiscal year
% of Targeted Increase	0.0%	0.0%	Maximum 100%
Weight	40	40	
Score	0	0	

<b>Budget Allocation</b>	<b>FY2012</b>	<b>FY2013</b>	<b>Notes</b>
Available Amount	\$2,970,858	\$5,941,717	(amount to be set)
Points	0	0	(total of all points)
<b>Budget Earned</b>	-	-	<b>(points/100 * available)</b>

# Outcome Based Funding Systemwide Totals

UH SYSTEM TOTAL Strategic Outcome	Targets		
	Baseline	FY 2012	FY 2013
Degrees/Certificates	8,312	8,644	8,990
Native Hawaiian Undergraduates	856	918	983
Native Hawaiian Graduates	133	142	152
STEM Undergraduates	1,365	1,406	1,448
STEM Graduates	369	380	391
Pell Recipients	9,169	9,627	10,108
CC Transfers	1,423	1,493	1,568
Available Amount		\$10,000,000	\$20,000,000

Baseline: Strategic Plan target for FY 2010

Targets: Strategic Plan targets for the prior fiscal year

# Enrollment Funding

Classified, Resident Undergraduate FTE				
Campus	Baseline	Operating Cost per FTE	% General Funds	State Share per additional FTE
Manoa	8,359	\$13,889	50.0%	\$6,945
Hilo	1,966	\$15,606	62.5%	\$9,754
West Oahu	631	\$12,473	62.5%	\$7,796
Community Colleges	14,142	\$9,939	75.0%	\$7,454
	<b>FY 2012</b>	<b>FY 2013</b>		
Enrollment Funding Pool	\$5,000,000	\$10,000,000		

Baseline: Fall 2009 enrollment

Operating Cost per undergraduate FTE: from FY 2008-09

% General Funds: guideline, subject to revision as appropriate

If the total state share of new enrollment costs exceeds the enrollment funding pool, the pool will be proportionately distributed to campuses

# Enrollment Funding Manoa

UH Manoa	FY2012	FY2013	Notes
Base Enrollment	8,359	8,359	Classified Resident Undergrad FTE, Fall 2009
Actual Enrollment	8,359	8,359	Fall of prior fiscal year
Increase in enrollment	(8,359)	(8,359)	From base enrollment
Operating cost per undergraduate FTE	\$13,889	\$13,889	FY 2008-09
% General Funds	50.0%	50.0%	
State share of new enrollment cost	\$0	\$0	(Increase in enrollment * cost per FTE * % GF)

# Enrollment Funding Hilo

---

UH Hilo	FY2012	FY2013	Notes
Base Enrollment	1,966	1,966	Classified Resident Undergrad FTE, Fall 2009
Actual Enrollment	1,966	1,966	Fall of prior fiscal year
Increase in enrollment	(1,966)	(1,966)	From base enrollment
Operating cost per undergraduate FTE	\$15,606	\$15,606	FY 2008-09
% General Funds	62.5%	62.5%	
State share of new enrollment cost	\$0	\$0	(Increase in enrollment * cost per FTE * % GF)

---

# Enrollment Funding West Oahu

---

UH West Oahu	FY2012	FY2013	Notes
Base Enrollment	631	631	Classified Resident Undergrad FTE, Fall 2009
Actual Enrollment	631	631	Fall of prior fiscal year
Increase in enrollment	(631)	(631)	From base enrollment
Operating cost per undergraduate FTE	\$12,473	\$12,473	FY 2008-09
% General Funds	62.5%	62.5%	
State share of new enrollment cost	\$0	\$0	(Increase in enrollment * cost per FTE * % GF)

---



# Enrollment Funding Community Colleges

UH Community Colleges	FY2012	FY2013	Notes
Base Enrollment	14,142	14,142	Classified Resident Undergrad FTE, Fall 2009
Actual Enrollment			Fall of prior fiscal year
Increase in enrollment	(14,142)	(14,142)	From base enrollment
Operating cost per undergraduate FTE	\$9,939	\$9,939	FY 2008-09
% General Funds	75.0%	75.0%	
State share of new enrollment cost	\$0	\$0	(Increase in enrollment * cost per FTE * % GF)

# Enrollment Funding

	FY2012	FY2013
<b>Enrollment funding pool</b>	<b>\$5,000,000</b>	<b>\$10,000,000</b>
Total state share of new enrollment cost		
Amount returned to state	\$5,000,000	\$10,000,000

---

<b>Distribution of Funds</b>	<b>FY2012</b>	<b>FY2013</b>
UH Manoa	0	0
UH Hilo	0	0
UH West Oahu	0	0
UH Community Colleges	0	0
<b>Total</b>	<b>0</b>	<b>0</b>

If the total state share of new enrollment costs exceeds the enrollment funding pool, the enrollment funding pool will be proportionately distributed to campuses

# Operating Fund Request


## Part 2: Performance-based Program Change Requests (PCRs)

- To advance workforce development
- To identify and develop innovations and technologies to advance the state's economy
- To build the state's capacity for growth and development
- To assist in diversifying the economy



# Evaluation of PCRs based on criteria:

- Alignment with the strategic outcomes
- Likelihood for realizing significant progress on the relevant performance measure
- Grounded in program review/improvement
- Measurability of results
- Creative, collaborative, and entrepreneurial thinking
- Leverage system wide sharing of program, projects and/or personnel



# Biennium Budget Committee

- System wide group of administrators, faculty, staff, and students
- Co-chaired by VPAPP & VPBF/CFO
- Charged with evaluation of PCRs submitted by campuses, system, and system wide groups



# Summary of PCR Requests Manoa

MAJOR UNIT	DESCRIPTION	FY 2011 - 12		FY 2012 - 13	
		BOR REQUEST FTE	AMOUNT	BOR REQUEST FTE	AMOUNT
UH Manoa	Establish a UH Engineering Consortium & Create the Pre-Engineering & Lower Division Engineering	12.00	1,200,000	28.00	3,000,000
	Health Professions Expansion as Part of the UH System Strategic Outcomes	5.50	700,000	12.50	1,300,000
	Establish a University of Hawaii Innovations and Technology Transfer Program	1.00	600,000	1.00	1,320,000
	College of Education - Increase Production of Teachers	5.50	300,000	11.00	600,000
	Nursing Workforce Development	11.00	840,000	23.00	1,800,000
	Social Work Program Expansion	2.00	199,160	5.00	391,140
	Sub-total UH Manoa	37.00	3,839,160	80.50	8,411,140

## Summary of PCR Requests Hilo and SBDC

MAJOR UNIT	DESCRIPTION	FY 2011 - 12		FY 2012 - 13	
		BOR REQUEST FTE	AMOUNT	BOR REQUEST FTE	AMOUNT
UH Hilo	Responding to Hawaii's Critical Workforce Needs through Best Practices in STEM Education	5.00	247,324	7.00	806,437
	Increasing Capacity for Research, Extramural Grants & External Partnerships to Promote Econ Dev	3.00	203,750	3.00	335,710
	Expanding Degree Programs to Increase Workforce Development in West Hawaii	1.00	200,000	1.00	160,000
	Sub-total UH Hilo	9.00	651,074	11.00	1,302,147
SBDC	Hawaii Small Business Development Center Network Agriculture Outreach Initiative	0.00	16,297	0.00	32,594

# Summary of PCR Requests West Oahu

MAJOR UNIT	DESCRIPTION	FY 2011 - 12		FY 2012 - 13	
		BOR REQUEST FTE	AMOUNT	BOR REQUEST FTE	AMOUNT
UH West Oahu	Supporting UHWO's Position to Provide Access to a Workforce Related 4 Year Baccalaureate Program	3.00	157,062	6.00	314,123



## Summary of PCR Requests Community Colleges

MAJOR UNIT	DESCRIPTION	FY 2011 - 12		FY 2012 - 13	
		BOR REQUEST		BOR REQUEST	
		FTE	AMOUNT	FTE	AMOUNT
UH Community Colleges	New and Emerging Programs	7.00	524,492	8.00	698,836
	Improve Quality of Existing Career and Technical Education (CTE) Programs	13.00	825,420	14.00	1,961,540
	Science, Technology, Engineering and Math (STEM) Initiatives	5.00	256,420	12.00	616,452
	Distance Education for Career and Technical Education (CTE) Programs	5.00	267,944	7.00	461,312
	Sub-total UH Community Colleges	30.00	1,874,276	41.00	3,738,140

## Summary of PCR Requests Systemwide Programs

MAJOR UNIT	DESCRIPTION	FY 2011 - 12		FY 2012 - 13	
		BOR REQUEST		BOR REQUEST	
		FTE	AMOUNT	FTE	AMOUNT
UH Systemwide Programs	Psychiatric Disability Services for Students	0.00	140,000	0.00	210,000
	Collaborative Prog Planning & Dev of Reusable Distance Delivered Courses for Statewide Workforce Dev	2.00	184,000	4.00	472,000
	Sub-total UH Systemwide Programs	2.00	324,000	4.00	682,000

# Summary of PCR Requests President's Initiatives


MAJOR UNIT	DESCRIPTION	FY 2011 - 12		FY 2012 - 13	
		BOR REQUEST FTE	AMOUNT	BOR REQUEST FTE	AMOUNT
President's Initiatives	Statewide Institutionalization of Na Pua Noeau Positions	9.00	579,994	18.00	1,159,989
	Reduction of the University Maintenance Backlog & Ongoing Capital Renewal Needs	11.00	846,500	11.00	806,504
	Addressing UHWO's Enrollment Growth & Program Development	0.00	0	9.00	620,000
	Office Of Mauna Kea Management	7.00	1,980,120	7.00	1,980,120
	Sub-total President's Initiatives	27.00	3,406,614	45.00	4,566,613

# Summary of PCR Requests

	FY 2011-12		FY 2012-13	
	BOR REQUEST		BOR REQUEST	
	FTE	AMOUNT	FTE	AMOUNT
UH Manoa	37.00	\$3,839,160	80.50	\$8,411,140
UH Hilo	9.00	651,074	11.00	1,302,147
SBDC	0.00	16,297	0.00	32,594
West Oahu	3.00	157,062	6.00	314,123
Community Colleges	30.00	1,874,276	41.00	3,738,140
Systemwide Programs	2.00	324,000	4.00	682,000
President's Initiatives	27.00	3,406,614	45.00	4,566,613
<b>TOTAL</b>	<b>108.00</b>	<b>\$10,268,483</b>	<b>187.50</b>	<b>\$19,046,757</b>

# CIP Funds

- Project Renovate to Innovate funds
- General Obligation bond funds to finance major renovation projects
- Revenue bonds to finance innovative, modernization projects and those that support our competitiveness for extramural funding



**University of Hawai‘i  
Capital Improvements Program**

**Fiscal Biennium 2011-2013**  
(Amounts in Thousands of Dollars)

**Systemwide Summary**

Budget Unit	Project Title	President's Recommendation		
		2011-2012	2012-2013	Total
<b>Health, Safety, and Code Requirements</b>		<b>38,973</b>	<b>0</b>	<b>38,973</b>
UHM	Various Projects	18,600 C	0 C	18,600 C
UHH	Various Projects	8,700 C	0 C	8,700 C
CCS	Various Projects	11,673 C	0 C	11,673 C
<b>Deferred Maintenance Backlog</b>		<b>56,429</b>	<b>59,250</b>	<b>115,679</b>
UHM	Reduction of Backlog in 6 Years	39,746 C	41,733 C	81,479 C
UHH	Reduction of Backlog in 6 Years	3,944 C	4,141 C	8,086 C
UHWO	Reduction of Backlog in 6 Years	1 C	1 C	1 C
CCS	Reduction of Backlog in 6 Years	12,738 C	13,375 C	26,113 C
<b>Annual Capital Renewal Requirements</b>		<b>85,102</b>	<b>56,339</b>	<b>141,441</b>
UHM	Capital Renewal	59,013 C	44,339 C	103,352 C
UHH	Capital Renewal	3,132 C	2,555 C	5,687 C
UHWO	Capital Renewal	418 C	15 C	433 C
CCS	Capital Renewal	22,539 C	9,430 C	31,969 C
<b>Minor CIP</b>		<b>10,000</b>	<b>0</b>	<b>10,000</b>
CCS	Various Projects	10,000 C	0 C	10,000 C

**University of Hawai'i  
Capital Improvements Program**

**Fiscal Biennium 2011-2013**  
(Amounts in Thousands of Dollars)

**Systemwide Summary**

Budget Unit	Project Title	President's Recommendation		
		2011-2012	2012-2013	Total
<b>Project Renovate to Innovate</b>		<b>35,665</b>	<b>162,345</b>	<b>198,010</b>
UHM	Various Projects	29,665 C	156,650 C	186,315 C
UHH	Various Projects	6,000 C	5,695 C	11,695 C
<b>Major CIP Projects – Shovel Ready</b>		<b>39,991</b>	<b>111,276</b>	<b>151,267</b>
UHH	Various Projects	3,000 C	66,000 C	69,000 C
CCS	Various Projects	36,991 C	45,276 C	82,267 C
<b>Financially Leveraged Projects</b>		<b>40,000</b>	<b>0</b>	<b>40,000</b>
UHH	General Obligation Bonds	7,200 C	0 C	7,200 C
UHH	Revenue Bonds	28,800 E	0 E	28,800 E
UHH	Federal Funds	4,000 N	0 N	4,000 N
<b>Various Planning and Design Projects</b>		<b>7,433</b>	<b>16,754</b>	<b>24,187</b>
UHM	Various Projects	2,025 C	16,750 C	18,775 C
UHH	Various Projects	4,400 C	0 C	4,400 C
CCS	Various Projects	4 C	0 C	4 C
SYS	Student Housing Feasibility, Hawaiian Succes, Project Adjustment	1,004 C	4 C	1,008 C

**University of Hawai‘i  
Capital Improvements Program**

**Fiscal Biennium 2011-2013**  
(Amounts in Thousands of Dollars)

**Systemwide Summary**

Budget Unit	Project Title	President's Recommendation		
		2011-2012	2012-2013	Total
<b>University of Hawai‘i – Systemwide Summary of CIP Budget Request</b>		<b>313,593</b>	<b>405,964</b>	<b>719,557</b>
	<b><u>Means of Finance</u></b>			
	C General Obligation Bond Fund	280,793 C	405,964 C	686,757 C
	E Revenue Bonds	28,800 E	0 E	28,800 E
	N Federal Funds	4,000 N	0 N	4,000 N
	<b><u>Totals by Budget Unit</u></b>			
	University of Hawai‘i at Mānoa	149,049	259,472	408,522
	University of Hawai‘i at Hilo	69,176	78,391	147,567
	University of Hawai‘i–West O‘ahu	418	16	434
	University of Hawai‘i–Community Colleges	93,945	68,081	162,026
	University of Hawai‘i–System	1,004	4	1,008



**University of Hawai'i  
Capital Improvements Program**

**Fiscal Biennium 2011-2013**  
(Amounts in Thousands of Dollars)

**Request of the University of Hawai'i at Mānoa**

Category/ Priority	Project Title	President's Recommendation		
		2011-2012	2012-2013	Total
<b>Health, Safety, and Code Requirements</b>		<b>18,600</b>	<b>0</b>	<b>18,600</b>
1	East-West Electrical Substation	6,000 C	0 C	6,000 C
2	Campus-Wide Elevator Improvements, Phase II	12,000 C	0 C	12,000 C
3	Quarry Stairs	600 C	0 C	600 C
<b>Project Renovate to Innovate</b>		<b>29,665</b>	<b>156,650</b>	<b>186,315</b>
1	Edmondson Hall	14,000 C	0 C	14,000 C
2	Snyder Hall	3,500 C	35,000 C	38,500 C
3	Holmes Hall	2,000 C	20,000 C	22,000 C
4	Hawai'i Institute of Marine Biology - Coconut Island	1,360 C	13,600 C	14,960 C
5	Hawai'i Institute of Geophysics	2,605 C	26,050 C	28,655 C
6	Marine Science Building	2,700 C	27,000 C	29,700 C
7	Marine Fisheries Building	3,500 C	35,000 C	38,500 C
<b>Major Planning and Design Projects</b>		<b>2,025</b>	<b>16,750</b>	<b>18,775</b>
1	Campus Master Plan	1,200 C	0 C	1,200 C
2	Kuykendall Hall Modernization	0 C	11,250 C	11,250 C
3	Richardson Law School Expansion/Modernization	825 C	5,500 C	6,325 C
<b>University of Hawai'i at Mānoa CIP Budget Request</b>		<b>50,290</b>	<b>173,400</b>	<b>223,690</b>
<b>Means of Finance</b>				
C General Obligation Bond Fund		50,290 C	173,400 C	223,690 C

**University of Hawai‘i  
Capital Improvements Program**

**Fiscal Biennium 2011-2013**  
(Amounts in Thousands of Dollars)

**Request of the University of Hawai‘i at Hilo**

Category/ Priority	Project Title	President's Recommendation		
		2011-2012	2012-2013	Total
<b>Health, Safety, and Code Requirements</b>		<b>8,700</b>	<b>0</b>	<b>8,700</b>
•	Emergency/Back-Up Generator	4,000 C	0 C	4,000 C
•	Chemical Storage and Concentrated Waste Storage Building	2,800 C	0 C	2,800 C
•	Campus-Wide Lead Paint Survey	100 C	0 C	100 C
•	Emergency Notification System	1,800 C	0 C	1,800 C
<b>Project Renovate to Innovate</b>		<b>6,000</b>	<b>5,695</b>	<b>11,695</b>
•	Keaukaha and Panaewa Research Laboratory Renovations	5,300 C	750 C	6,050 C
•	Life Sciences Building Renovation	300 C	2,070 C	2,370 C
•	PB-4 Renovation and Upgrade of Research Laboratories	400 C	2,875 C	3,275 C
<b>Major CIP Projects – Shovel Ready</b>		<b>3,000</b>	<b>66,000</b>	<b>69,000</b>
•	College of Hawaiian Language, Phase I	3,000 C	0 C	3,000 C
•	College of Pharmacy	0 C	66,000 C	66,000 C

**University of Hawai'i  
Capital Improvements Program**

**Fiscal Biennium 2011-2013**  
(Amounts in Thousands of Dollars)

**Request of the University of Hawai'i at Hilo**

Category/ Priority	Project Title	President's Recommendation		
		2011-2012	2012-2013	Total
<b>Financially Leveraged Projects</b>		<b>40,000</b>	<b>0</b>	<b>40,000</b>
•	Living Learning Community	4,000 C	0 C	4,000 C
		4,000 N	0 N	4,000 N
•	Student Housing Developments	3,200 C	0 C	3,200 C
		28,800 E	0 E	28,800 E
<b>Various Planning and Design Projects</b>		<b>4,400</b>	<b>0</b>	<b>4,400</b>
1	General Classroom and Office Building	3,500 C	0 C	3,500 C
2	Emergency Response and Campus Operations Center	900 C	0 C	900 C
<b>University of Hawai'i at Hilo CIP Budget Request</b>		<b>62,100</b>	<b>71,695</b>	<b>133,795</b>
	<b><u>Means of Finance</u></b>			
	C General Obligation Bond Fund	29,300 C	71,695 C	100,995 C
	E Revenue Bonds	28,800 E	0 E	28,800 E
	N Federal Funds	4,000 N	0 N	4,000 N

**University of Hawai‘i  
Capital Improvements Program**

**Fiscal Biennium 2011-2013**  
(Amounts in Thousands of Dollars)

**Request of the Community College System**

Category/ Priority	Campus	Project Title	President's Recommendation		
			2011-2012	2012-2013	Total
<b>Health, Safety, and Code Requirements</b>			<b>11,673</b>	<b>0</b>	<b>11,673</b>
•	CCS	Rekey Community Colleges	3,500 C	0 C	3,500 C
•	KAP	Exterior Lighting Improvements	1,103 C	0 C	1,103 C
•	LEE	Repair/Replace Air Conditioning/Ventilation Systems	2,300 C	0 C	2,300 C
•	LEE	Replace Air Handlers	4,300 C	0 C	4,300 C
•	LEE	Repair/Replace Railings to Exterior Stairways	470 C	0 C	470 C
<b>Minor CIP</b>			<b>10,000</b>	<b>0</b>	<b>10,000</b>
•	KAP	Kauila Building – Renovation for Respiratory Care Room	3,200 C	0 C	3,200 C
•	WIN	Naauao Building – Renovation for Faculty Offices	2,700 C	0 C	2,700 C
•	WIN	Alakai Building – Renovation for Administration	4,100 C	0 C	4,100 C

**University of Hawai'i  
Capital Improvements Program**

**Fiscal Biennium 2011-2013**  
(Amounts in Thousands of Dollars)

**Request of the Community College System**


Category/ Priority	Campus	Project Title	President's Recommendation		
			2011-2012	2012-2013	Total
<b>Major CIP Projects – Shovel Ready</b>			<b>36,991</b>	<b>45,276</b>	<b>82,267</b>
1	LEE	Education and Innovation Instructional Facility	19,013 C	0 C	19,013 C
2	HON	Advanced Technology Training Center	0 C	36,393 C	36,393 C
3	KAP	Information, Media, and Technology Center	5,104 C	0 C	5,104 C
4	LEE	Theater Renovation	6,201 C	0 C	6,201 C
5	HAW	Manono Campus - Multi-Purpose Facility with Parking Structure	6,673 C	0 C	6,673 C
6	MAU	Science Building – Renovation of Existing Facility	0 C	4,501 C	4,501 C
7	WIN	Laakea and Noeau Buildings – Renovation of Existing Facilities	0 C	4,382 C	4,382 C
<b>Various Planning and Design Projects</b>			<b>4</b>	<b>0</b>	<b>4</b>
•	HAW	Manono and West Hawai'i Campuses - New Facilities	1 C	0 C	1 C
•	HON	New Facility	1 C	0 C	1 C
•	KAP	Parking Facility	1 C	0 C	1 C
•	KAP	Culinary Institute of the Pacific – Diamond Head	1 C	0 C	1 C
<b>University of Hawai'i – Community Colleges CIP Budget Request</b>			<b>58,668</b>	<b>45,276</b>	<b>103,944</b>
<u>Means of Finance</u>					
C General Obligation Bond Fund			58,668 C	45,276 C	103,944 C

# Summary of Budget Requests

	FY2012	FY2013
Hawaii Graduation Initiative		
Outcome Based Funding	\$10,000,000	\$20,000,000
Enrollment Funding	5,000,000	10,000,000
Program Change Requests	10,268,483	19,046,757
<b>Total Operating Budget Requests</b>	<b>25,268,483</b>	<b>49,046,757</b>
CIP Requests	313,593,000	405,964,000
<b>TOTAL</b>	<b>\$338,861,483</b>	<b>\$455,010,757</b>

# Next Steps

	Date
Input from Board of Regents and President	August 2010
Board of Regents Approval	September 2010 BOR Meeting
UH Submittal to State B&F	September 2010
Governor introduces executive budget	December 2010
2011 Legislative Session begins	January 2011



Questions?

