



UNIVERSITY *of* HAWAII®

HILO

State of the University: June 2011

Chancellor Donald Straney

July 7, 2011

UH Hilo

- ▶ **Challenges students to reach their highest level of academic achievement.**
- ▶ **Inspires learning, discovery and creativity inside and outside the classroom.**
- ▶ **Improves the quality of life of the people of Hawai‘i, the Pacific region, and the world.**

‘A‘ohe pau ka ‘ike i ka hālau ho‘okahi
One learns from many sources



UNIVERSITY
of HAWAII®
HILO

Source: 2011-2015 Draft Mission Statement

UH Hilo's Strengths

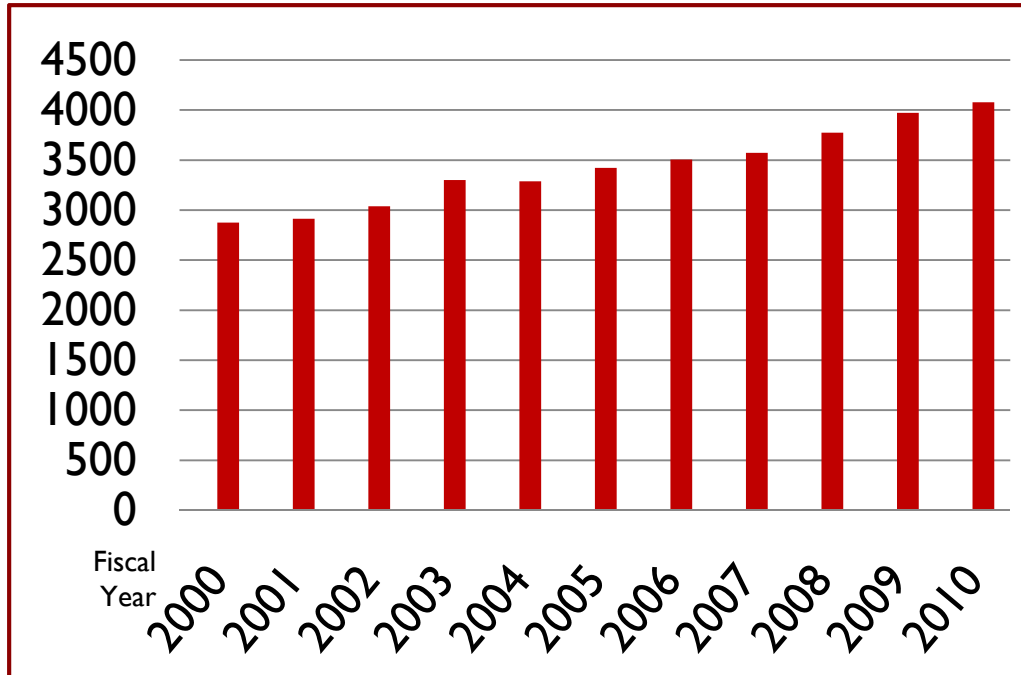


- ▶ **Class size designed to promote learning**
- ▶ **High quality faculty and dedicated staff**
- ▶ **Strategic location**
- ▶ **International connections**



UNIVERSITY
of HAWAII®
HILO

4,000 Students and Growing



- ▶ **50% increase in 12 yrs**
- ▶ **70% In-State**
- ▶ **23% Native Hawaiian**
- ▶ **8% International**
- ▶ **65% Financial Aid**
- ▶ **2010-11 Freshmen:**
 - ▶ **44% Hawai'i island**
 - ▶ **24% O'ahu**
 - ▶ **8% Outer Islands**
 - ▶ **24% Out-of-State**



UNIVERSITY
of HAWAII®
HILO

Impact on the Island's Economy



- ▶ **UH Hilo contributes \$295 million to state's economic activity**
 - ▶ **825 direct jobs**
 - ▶ **3,900 indirect jobs**
 - ▶ **UH Hilo's University Park of Science & Technology: \$900 million and 400 jobs**
- ▶ **Catalyzing new career opportunities**



UNIVERSITY
of HAWAI'I®
HILO

Draft Strategic Goals



- ▶ **Students challenged to learn from many sources**
- ▶ **Integration of teaching and scholarship**
- ▶ **Multicultural university rooted in Hawai'i's indigenous history and culture**
- ▶ **Vibrant and sustainable campus**
- ▶ **Economic impact and community service**
- ▶ **Organizational excellence**



UNIVERSITY
of HAWAI'I®
HILO

New Health Programs



Approved

- ▶ **Doctor of Nursing Practice**
- ▶ **Pharmacy degrees:**
 - ▶ **BA in Pharmacy Studies**
 - ▶ **PhD in Pharmaceutical Sciences**

In Planning

- ▶ **MS in Clinical Psychopharmacology**
- ▶ **Doctorate in Physical Therapy**



UNIVERSITY
of HAWAI'I®
HILO

Potential New Programs

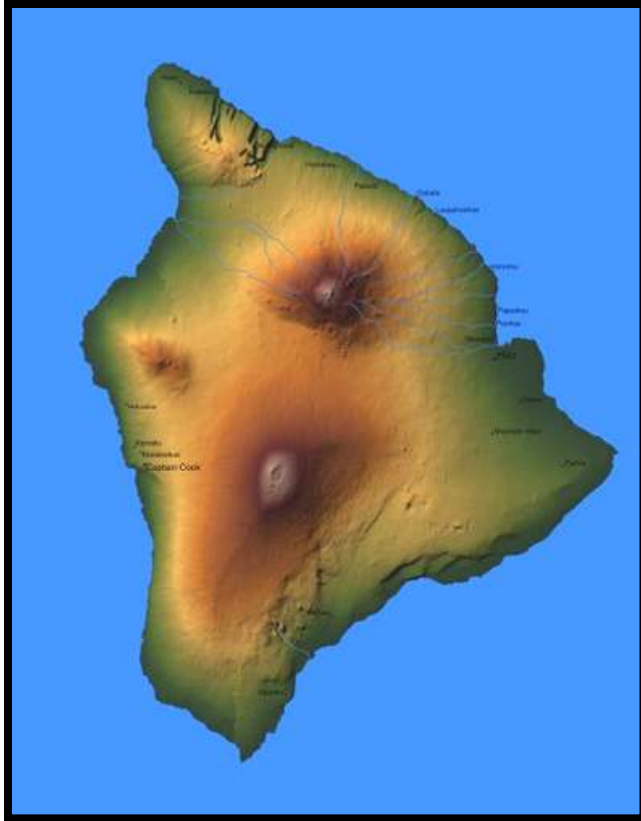


- ▶ **Engineering**
- ▶ **Data Analytics**
- ▶ **Conservation
Biology PhD**
- ▶ **Agriculture and
Entrepreneurship**



UNIVERSITY
of HAWAI'I®
HILO

Access Across the Island



- ▶ **2+2 model with Hawai'i Community College to create degree ladder**
- ▶ **North Hawai'i Education & Research Center in Honoka'a**
- ▶ **Potential programs in Puna**
- ▶ **Increased on-line degree programs**



UNIVERSITY
of HAWAII®
HILO

UH System Strategic Outcomes & Performance Measures: 2008-2015



UNIVERSITY
of HAWAII'¹
HILO

UH HILO'S 2011 REPORT CARD

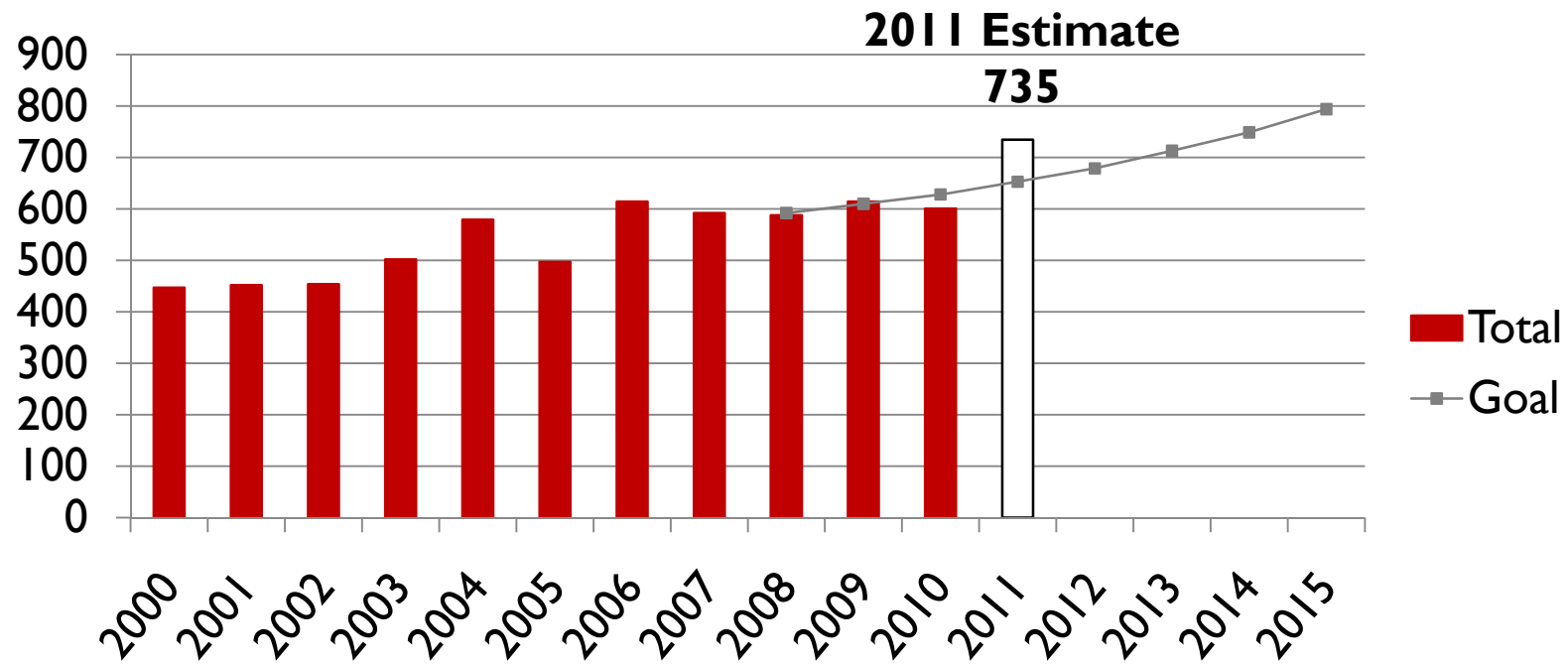
UH System Strategic Outcome	UH System Performance Measure
Hawai'i's Educational Capital	↑ Degrees/certificates awarded 3-6%
	↑ Pell grant awards 5%
	↑ HS going rates 3% (Fall 2010)
Native Hawaiian Educational Attainment	↑ Degree attainment of Native Hawaiians 6-9%
Economic Contribution	↑ Extramural fund support 3%
Globally Competitive Workforce	↑ STEM degrees awarded %
	↑↑↑ Graduates in workforce shortage areas 3%
Resources & Stewardship	↑ Non-state revenue 3-15%



UNIVERSITY
of HAWAI'I®
HILO

Degrees and Certificates Earned 2000-2011

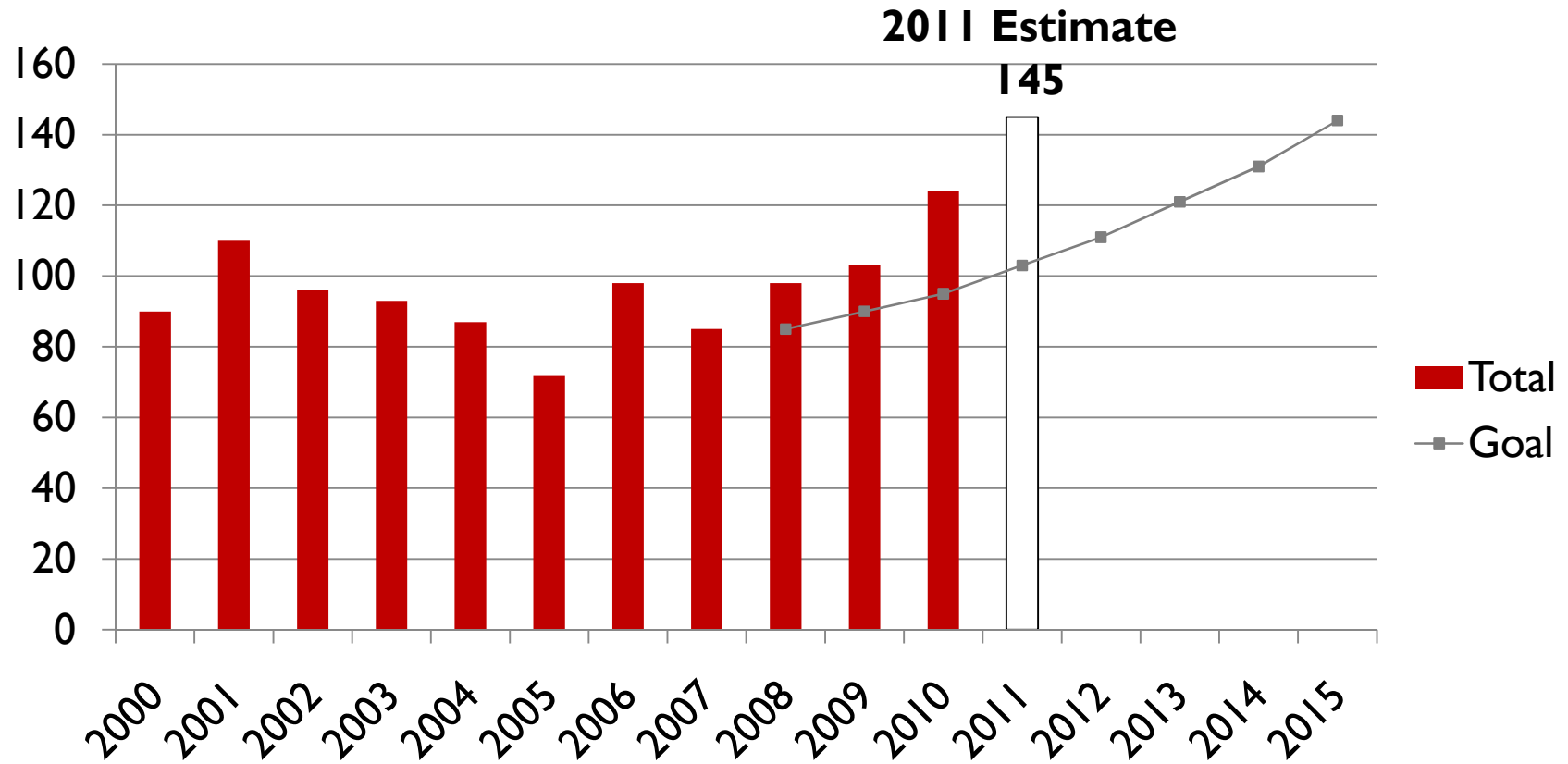
UH System Goal: Increase 3-6% per year



UNIVERSITY
of HAWAII®
HILO

Degree Attainment of Native Hawaiians 2000-2015

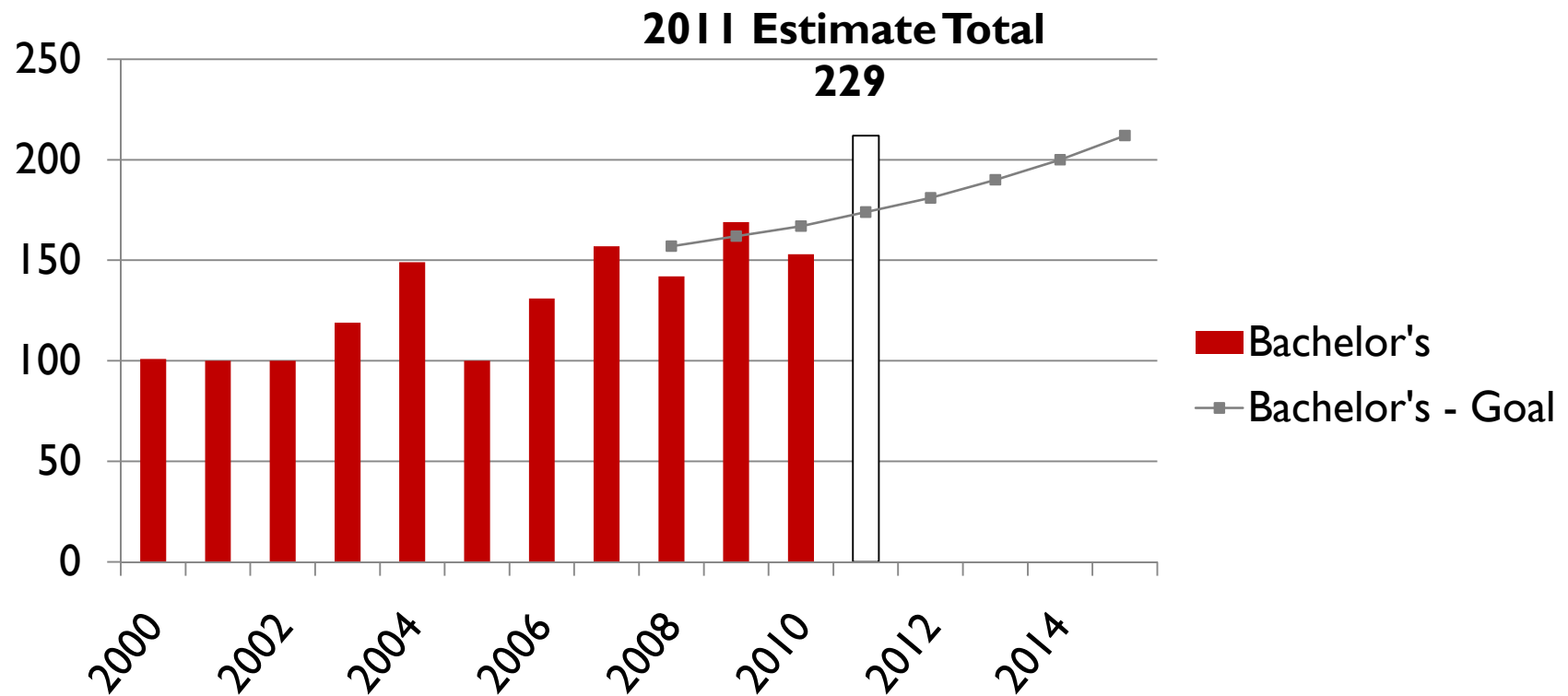
UH System Goal: Increase 6-9% per year



UNIVERSITY
of HAWAII®
HILO

Undergraduate Degrees in STEM Fields 2000-2015

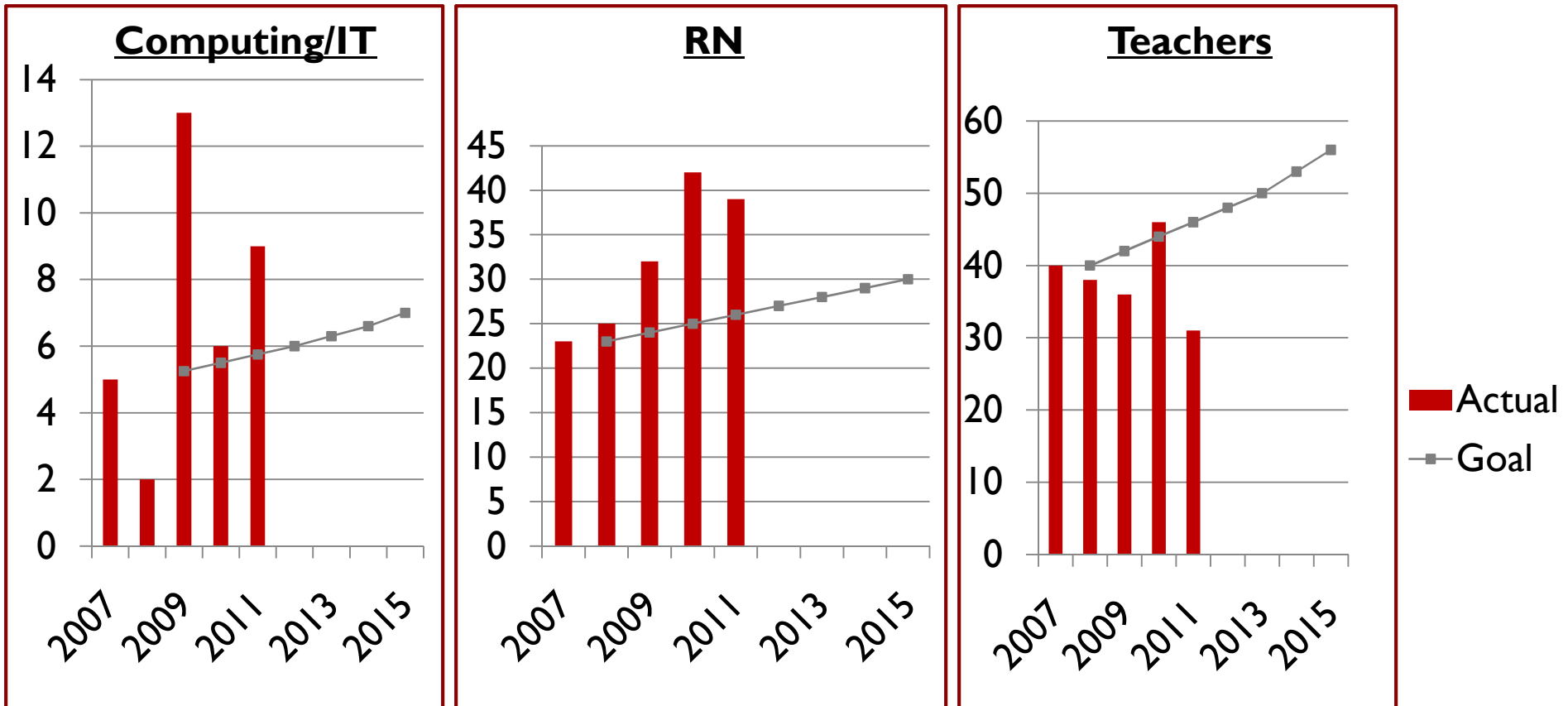
UH System Goal: Increase 3% per year



UNIVERSITY
of HAWAII®
HILO

Projected Annual Vacancies in Workforce & UH Hilo Output 2007-2015

UH System Goal: Increase 5% per year



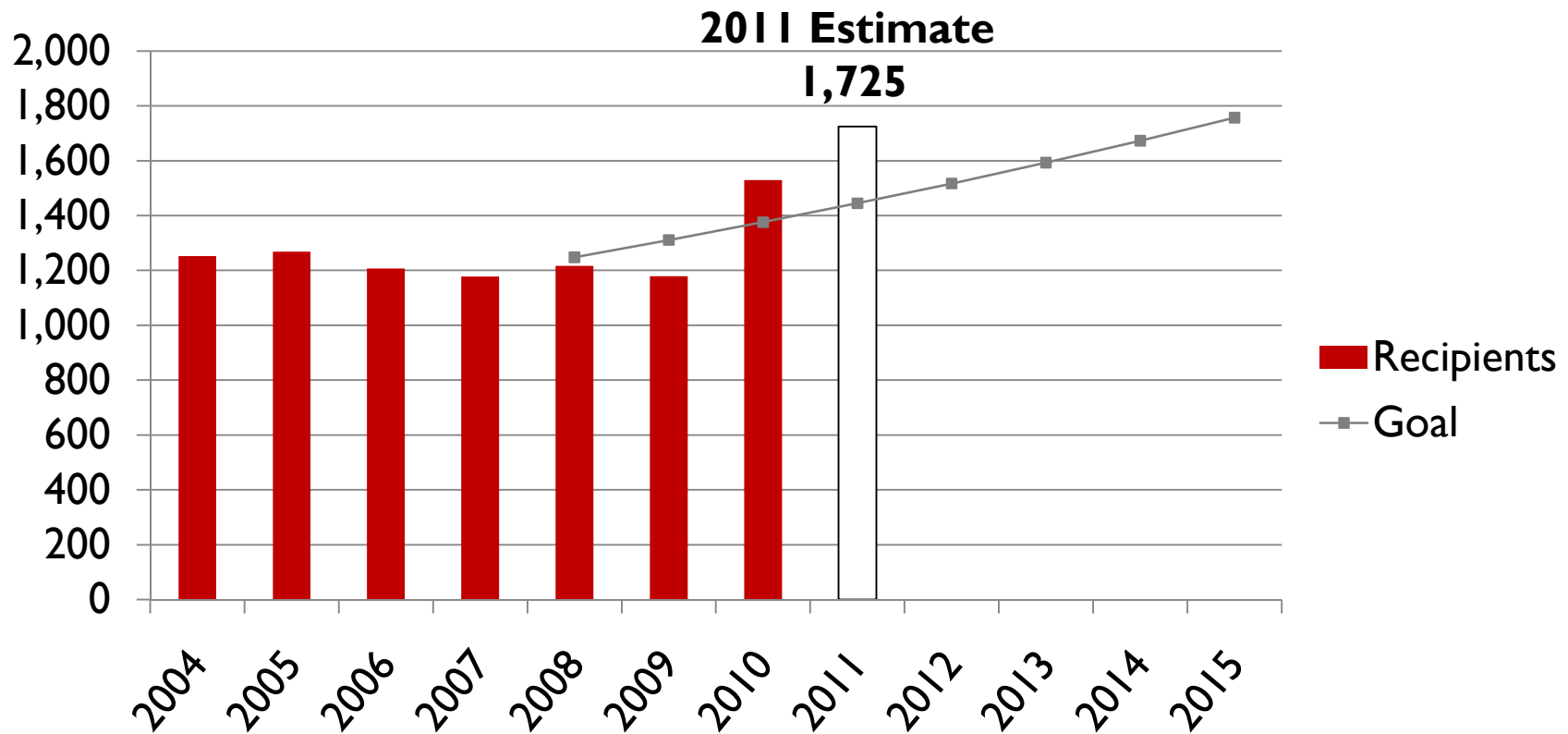
**Projected Annual Vacancies:
IT 297; RN 487; Teachers 1,222**



UNIVERSITY
of HAWAII®
HILO

Recipients of Pell Grants 2004-2015

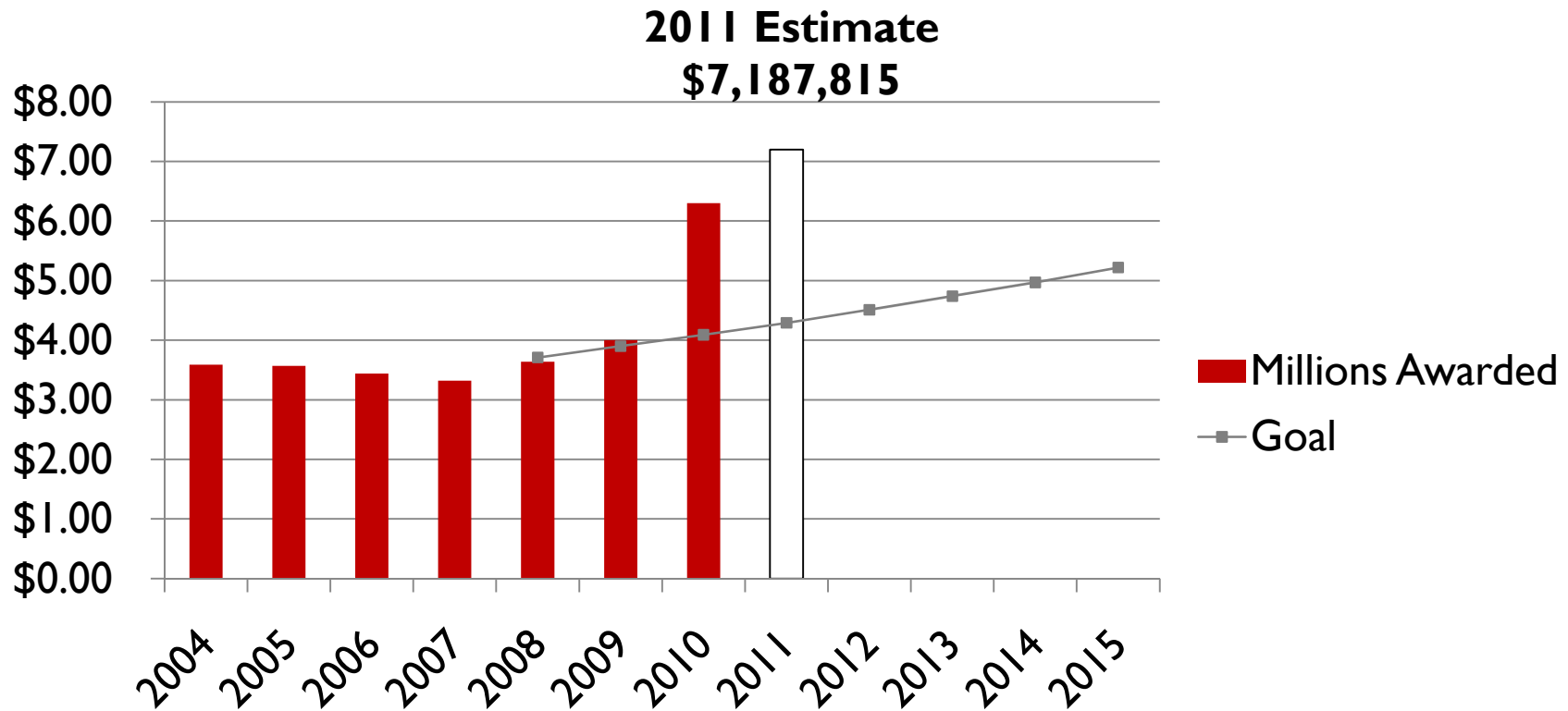
UH System Goal: Increase 5% per year



UNIVERSITY
of HAWAII®
HILO

Disbursement of Pell Grants 2004-2015

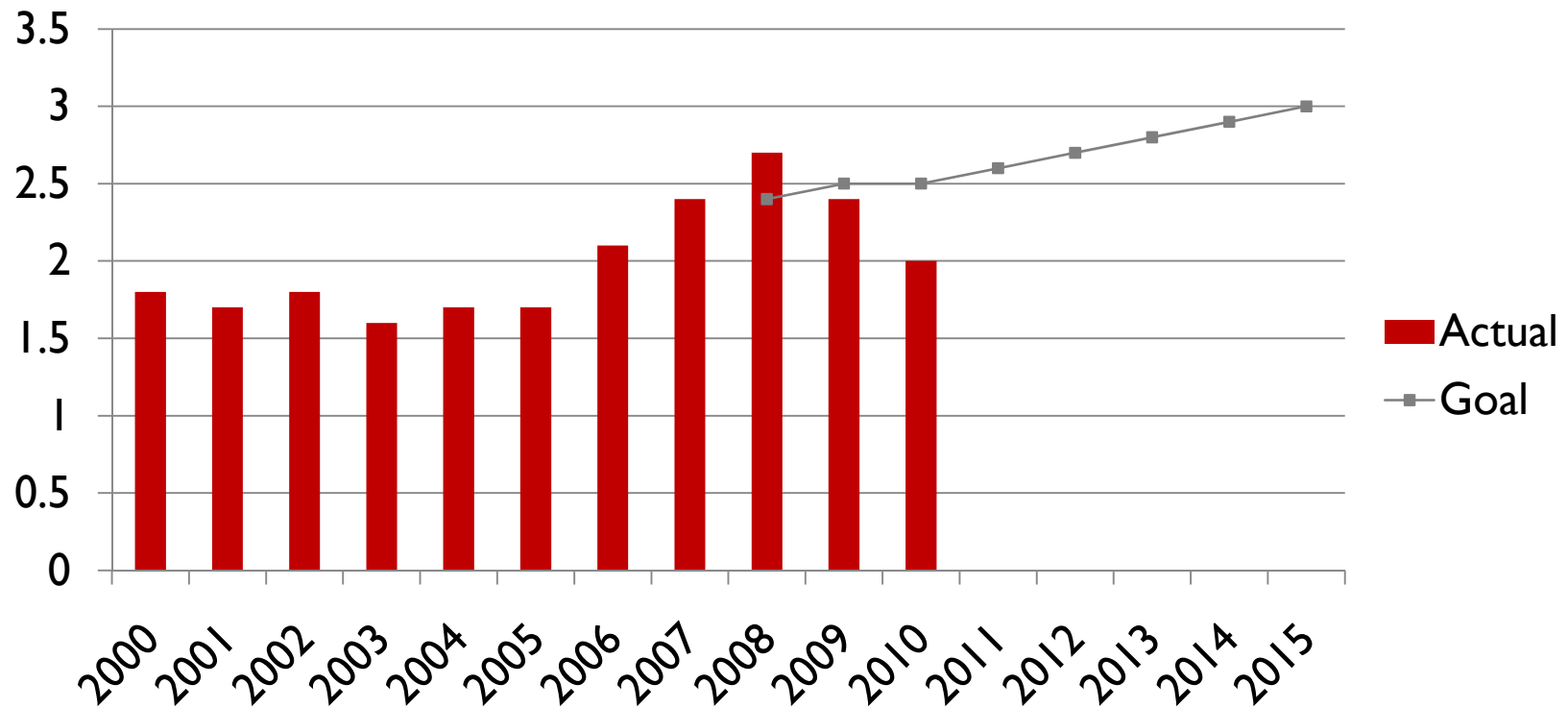
UH System Goal: Increase 5% per year



UNIVERSITY
of HAWAII®
HILO

Going Rates of Hawai'i High School Graduates to UH Hilo 1997-2015

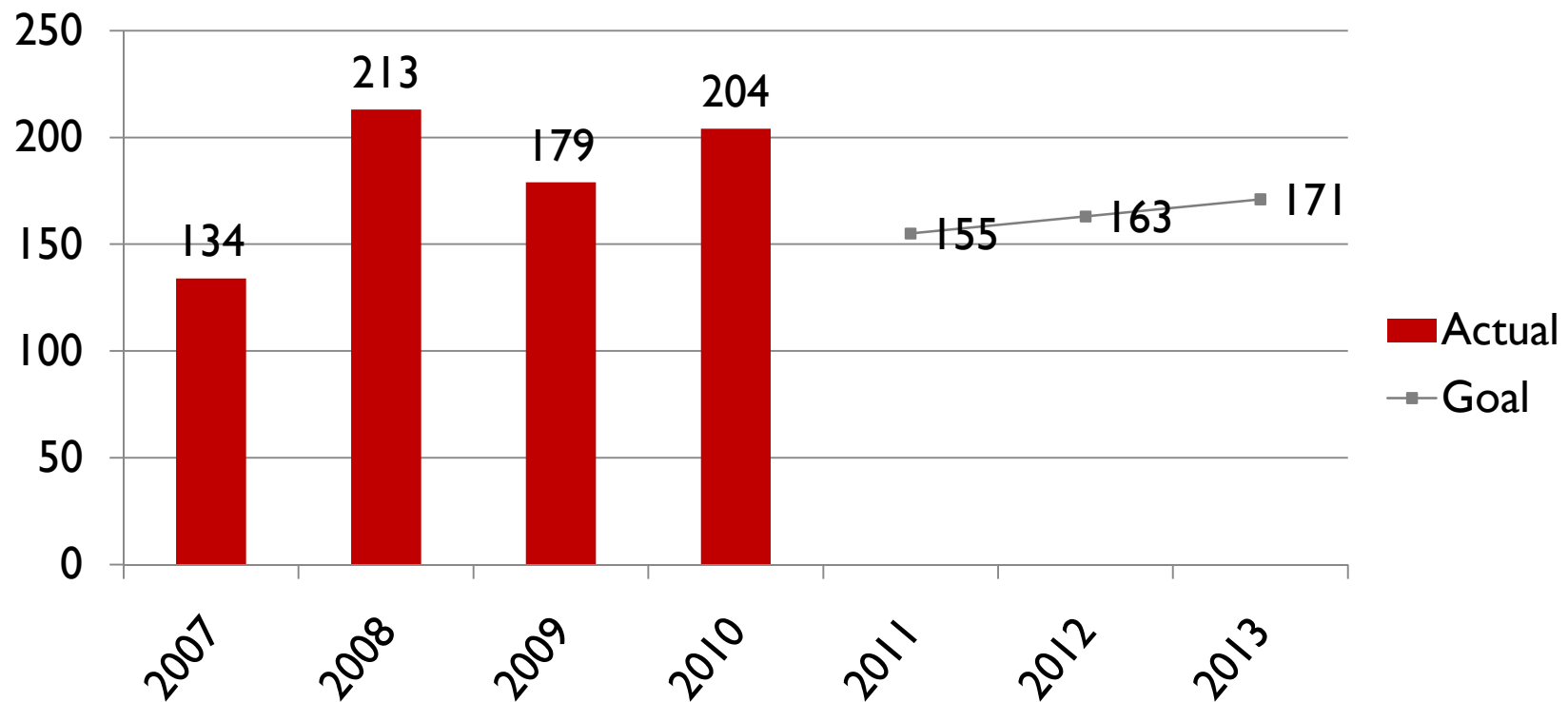
UH System Goal: Increase 3% per year



UNIVERSITY
of HAWAII®
HILO

Community College Transfers to UH Hilo

UH System Goal: Increase 5% per year

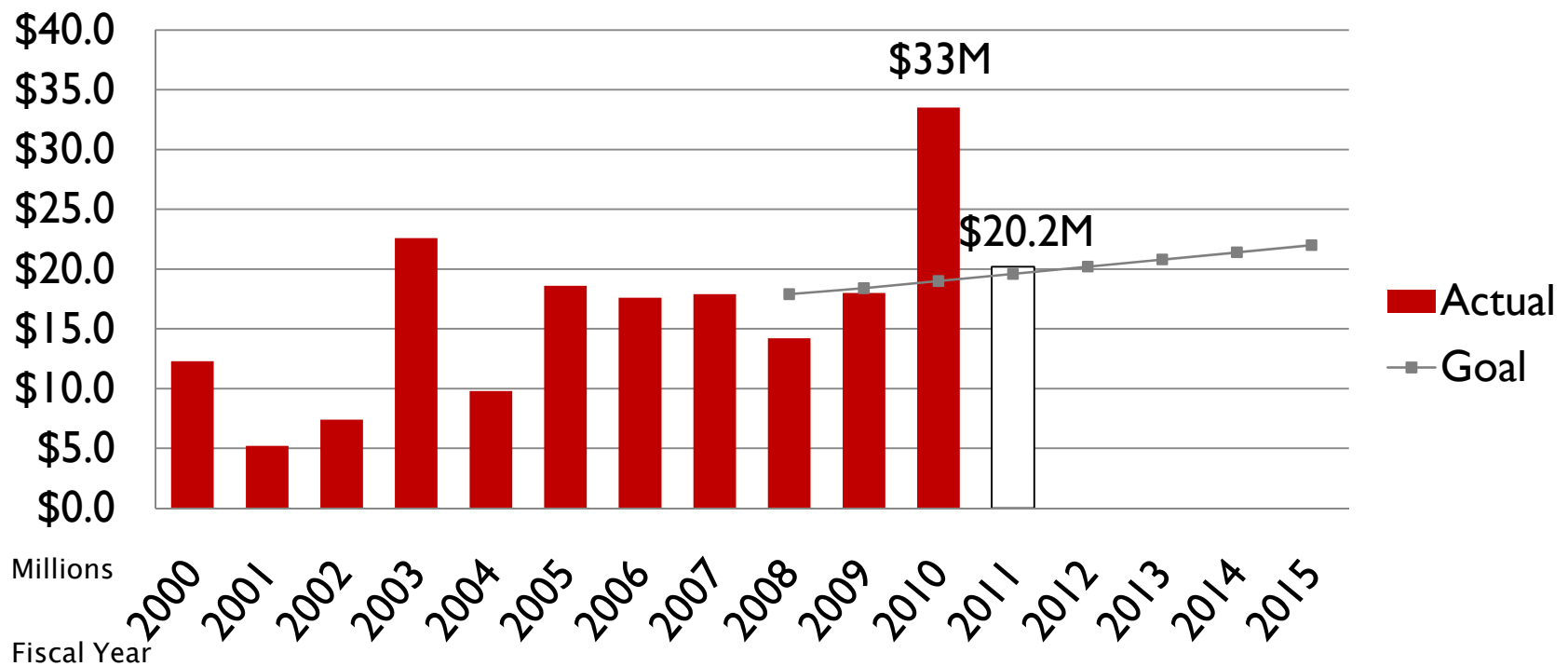


UNIVERSITY
of HAWAII®
HILO

Baseline goal is from the CC strategic plan: 148 for FY 2010

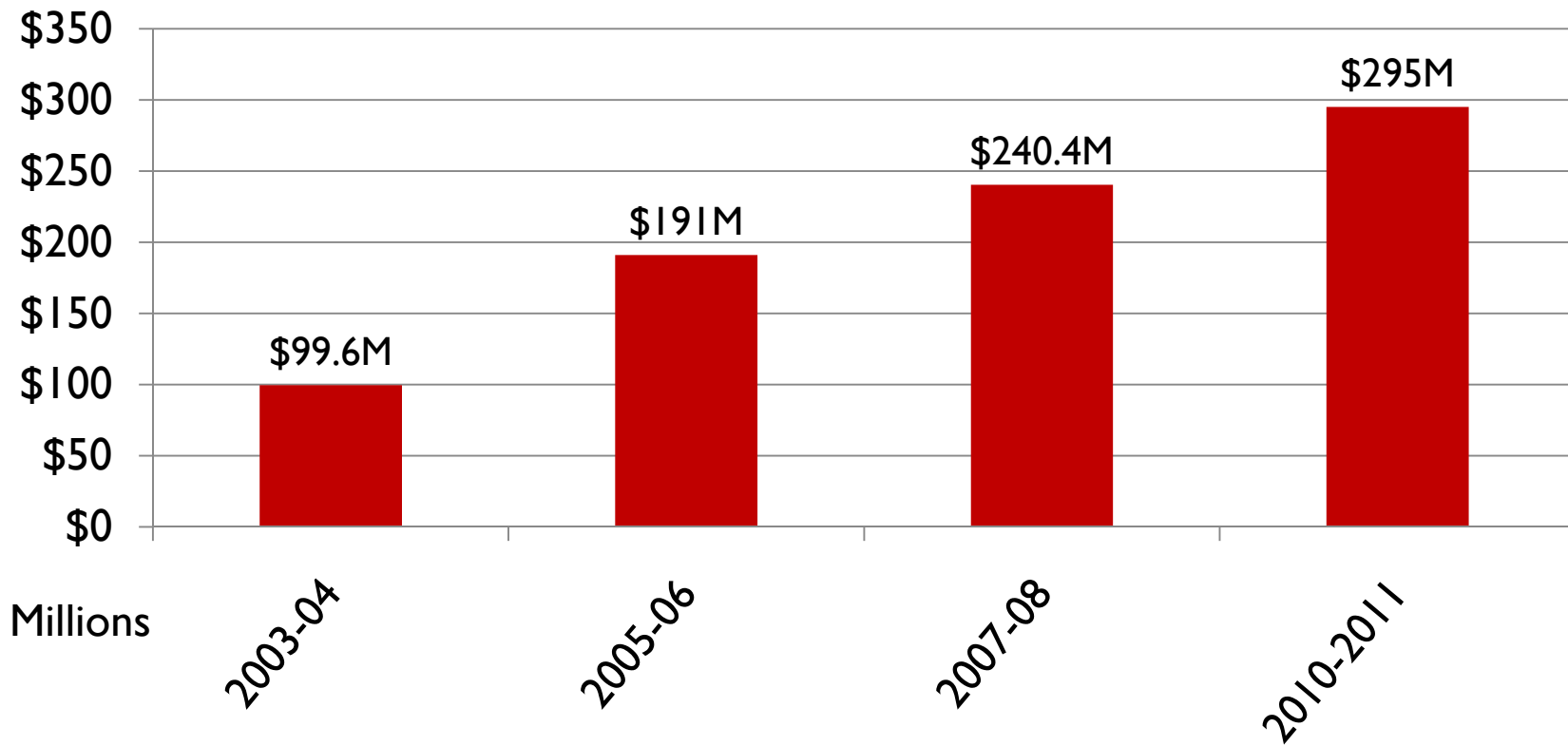
UH Hilo Extramural Fund Support for Teaching & Research 2000-2015

UH System Goal: Increase 3% per year



UNIVERSITY
of HAWAII®
HILO

Estimated Economic Impact

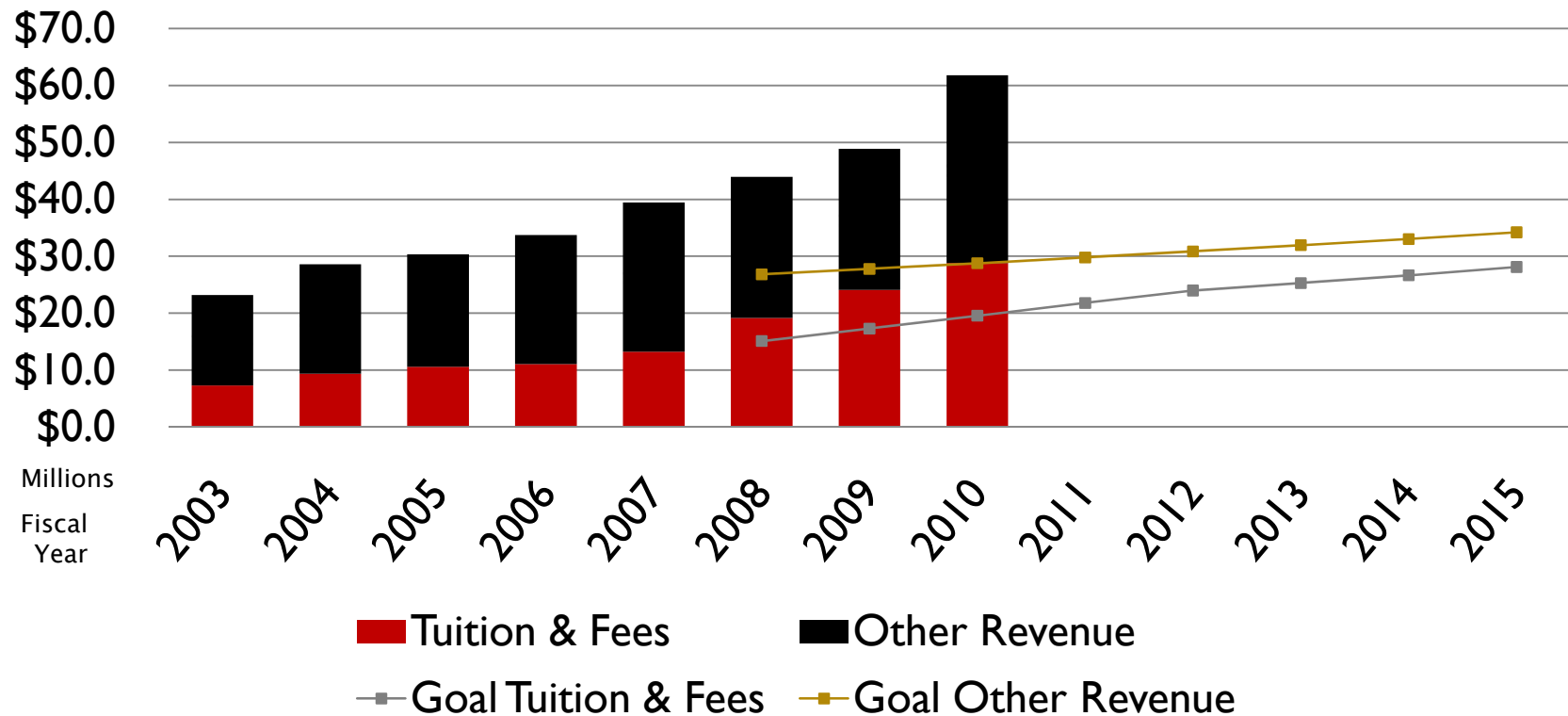


UNIVERSITY
of HAWAII®
HILO

Source: UH Hilo Professor of Economics David Hammes
2004, 2006, 2008, 2011

UH Hilo Non-State Revenue Streams 2002-2015

UH System Goal: Increase 3-15% per year

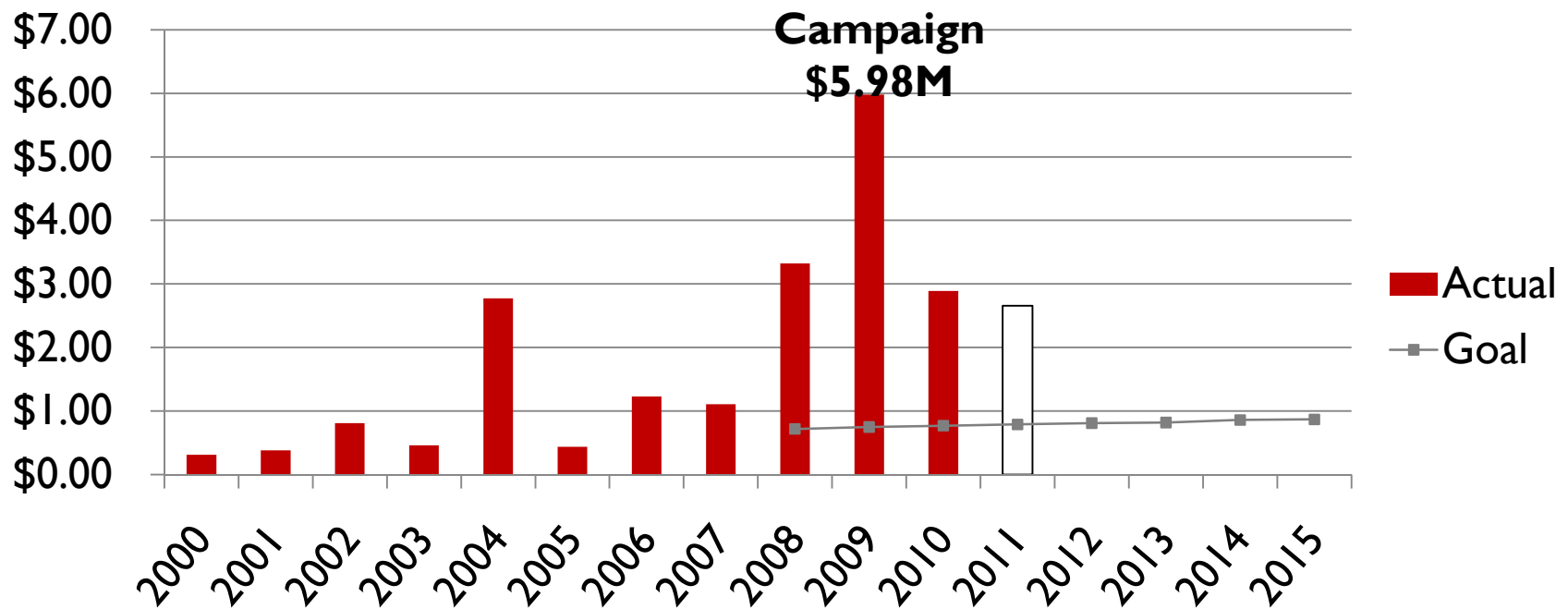


UNIVERSITY
of HAWAII®
HILO

Gifts & Donations 2000-2015

UH System Goal: Increase 3-15% per year

\$2.66M so far in FY 2011



UNIVERSITY
of HAWAII®
HILO

UH HILO'S 2011 REPORT CARD

UH System Strategic Outcome	UH System Performance Measure
Hawai'i's Educational Capital	↑ Degrees/certificates awarded 3-6%
	↑ Pell grant awards 5%
	↑ HS going rates 3% (Fall 2010)
Native Hawaiian Educational Attainment	↑ Degree attainment of Native Hawaiians 6-9%
Economic Contribution	↑ Extramural fund support 3%
Globally Competitive Workforce	↑ STEM degrees awarded %
	↑↑↑ Graduates in workforce shortage areas 3%
Resources & Stewardship	↑ Non-state revenue 3-15%



UNIVERSITY
of HAWAII®
HILO



UNIVERSITY
of HAWAI'I®
HILO



**Creating a Future with
the People of Hawai'i**